

Trinity Christian School  
 901 Shorewood Drive  
 Shorewood, IL 60404

Trinity Christian School



*Growing His Kingdom... One student at a time*

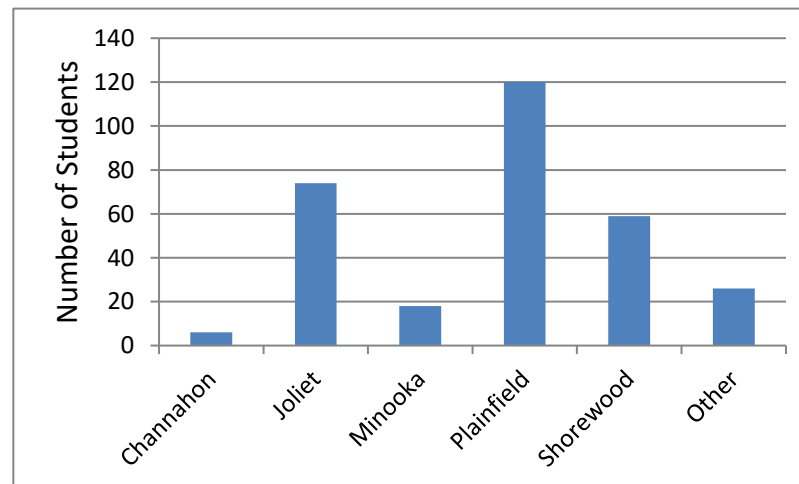
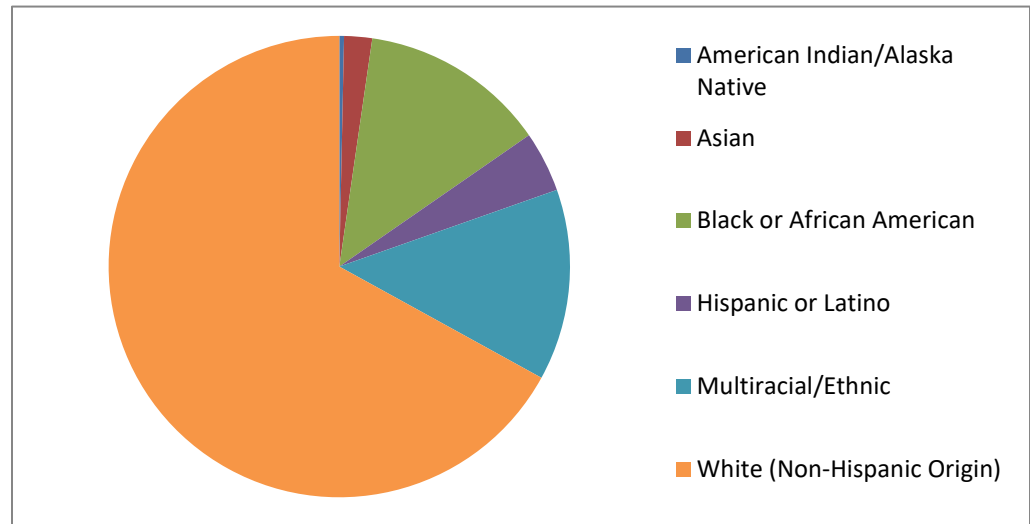
2023-2024 School Report Card  
 Grades K-8 (demographics updated 05/28/24)

# Demographics

Female	161
Male	142

American Indian/Alaska Native	1
Asian	6
Black or African American	40
Hispanic or Latino	13
Multiracial/Ethnic	41
White (Non-Hispanic Origin)	202
<b>Total Enrollment</b>	<b>303</b>

Channahon	6
Joliet	74
Minooka	18
Plainfield	120
Shorewood	59
Other	26
<b>Total Enrollment</b>	<b>303</b>



# Instructional Setting

## Average Class Size

#=How Many Classes

	K		1st		2nd		3rd		4th		5th		6th		7th		8th	
	#	Avg. Size	#	Avg. Size	#	Avg. Size	#	Avg. Size	#	Avg. Size	#	Avg. Size	#	Avg. Size	#	Avg. Size	#	Avg. Size
2023-2024	2	19.5	2	22	2	18	2	14	2	18	2	17.5	2	12.5	2	14.5	2	15.5

# Academic Performance

## 2023-2024 Testing Scores

### IOWA ASSESSMENTS – Standardized Testing

The Iowa Assessments are a series of group-administered achievement tests for grades K-12 which measures a student’s knowledge in subject areas that students have learned in school – reading, language arts, mathematics, science and social studies.

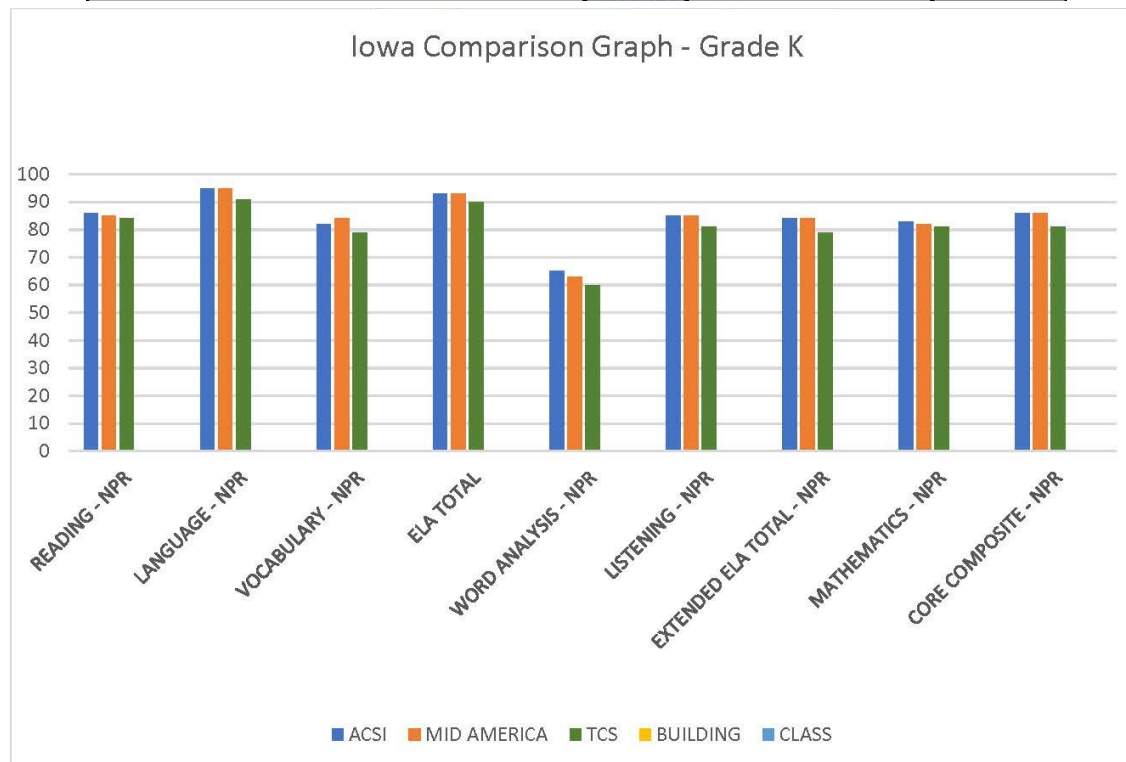
Scores on the Iowa Assessment can be compared with scores earned by a nationally representative sample of students who took the test (the norm group). The Iowa Assessment score that reflects this comparison is called a national percentile rank (NPR). If a student’s national percentile rank in Reading is 62, then the student scored as well as or higher on this subtest than 62% of his/her same-grade peers in the national norm group. The percentile ranks range from 1 to 99. The national average in all subtests is 50%.

Other scores received from the Iowa Assessment may include:

- Scale scores (total score received for the subtest)
- Raw scores (number of questions the student answered correctly)
- Grade equivalent scores (number that describes the student’s location on an achievement continuum of grades and months, at which the typical student receives the scale score)
- Number attempted (the number of items the student answered)

Score reports generally contain a narrative that helps with understanding and/or interpreting the score results.

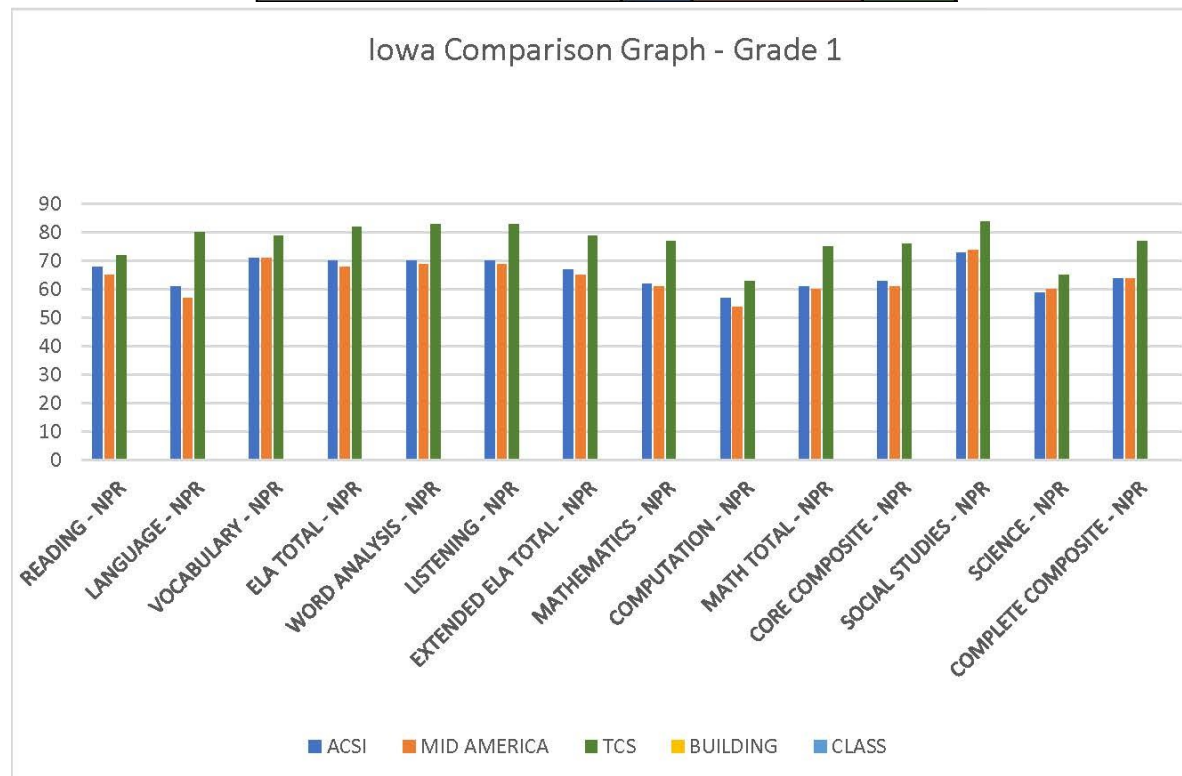
	ACSI	MID AMERICA	TCS
<b>READING - NPR</b>	86	85	84
<b>LANGUAGE - NPR</b>	95	95	91
<b>VOCABULARY - NPR</b>	82	84	79
<b>ELA TOTAL</b>	93	93	90
<b>WORD ANALYSIS - NPR</b>	65	63	60
<b>LISTENING - NPR</b>	85	85	81
<b>EXTENDED ELA TOTAL - NPR</b>	84	84	79
<b>MATHEMATICS - NPR</b>	83	82	81
<b>CORE COMPOSITE - NPR</b>	86	86	81



The Iowa Assessments are a series of **group-administered achievement tests for grades K-12** which measures a student’s knowledge in subject areas that students have learned in school – reading, language arts, mathematics, science and social studies.

Scores on the Iowa Assessment can be compared with scores earned by a nationally representative sample of students who took the test (the norm group). The Iowa Assessment score that reflects this comparison is called a national percentile rank (NPR). If a student’s national percentile rank in Reading is 62, then the student scored as well as or higher on this subtest than 62% of his/her same-grade peers in the national norm group. The percentile ranks range from 1 to 99. The national average in all subtests is 50%.

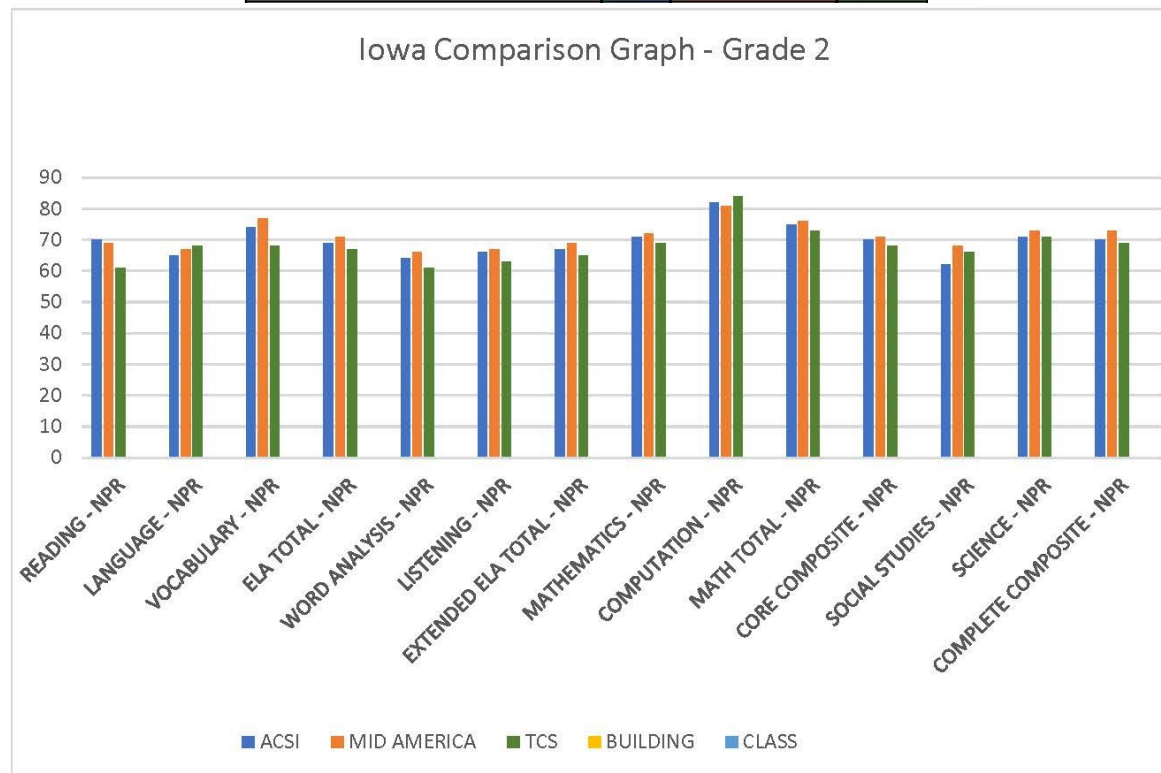
	ACSI	MID AMERICA	TCS
READING - NPR	68	65	72
LANGUAGE - NPR	61	57	80
VOCABULARY - NPR	71	71	79
ELA TOTAL - NPR	70	68	82
WORD ANALYSIS - NPR	70	69	83
LISTENING - NPR	70	69	83
EXTENDED ELA TOTAL - NPR	67	65	79
MATHEMATICS - NPR	62	61	77
COMPUTATION - NPR	57	54	63
MATH TOTAL - NPR	61	60	75
CORE COMPOSITE - NPR	63	61	76
SOCIAL STUDIES - NPR	73	74	84
SCIENCE - NPR	59	60	65
COMPLETE COMPOSITE - NPR	64	64	77



The Iowa Assessments are a series of **group-administered achievement tests for grades K-12** which measures a student’s knowledge in subject areas that students have learned in school – reading, language arts, mathematics, science and social studies.

Scores on the Iowa Assessment can be compared with scores earned by a nationally representative sample of students who took the test (the norm group). The Iowa Assessment score that reflects this comparison is called a national percentile rank (NPR). If a student’s national percentile rank in Reading is 62, then the student scored as well as or higher on this subtest than 62% of his/her same-grade peers in the national norm group. The percentile ranks range from 1 to 99. The national average in all subtests is 50%.

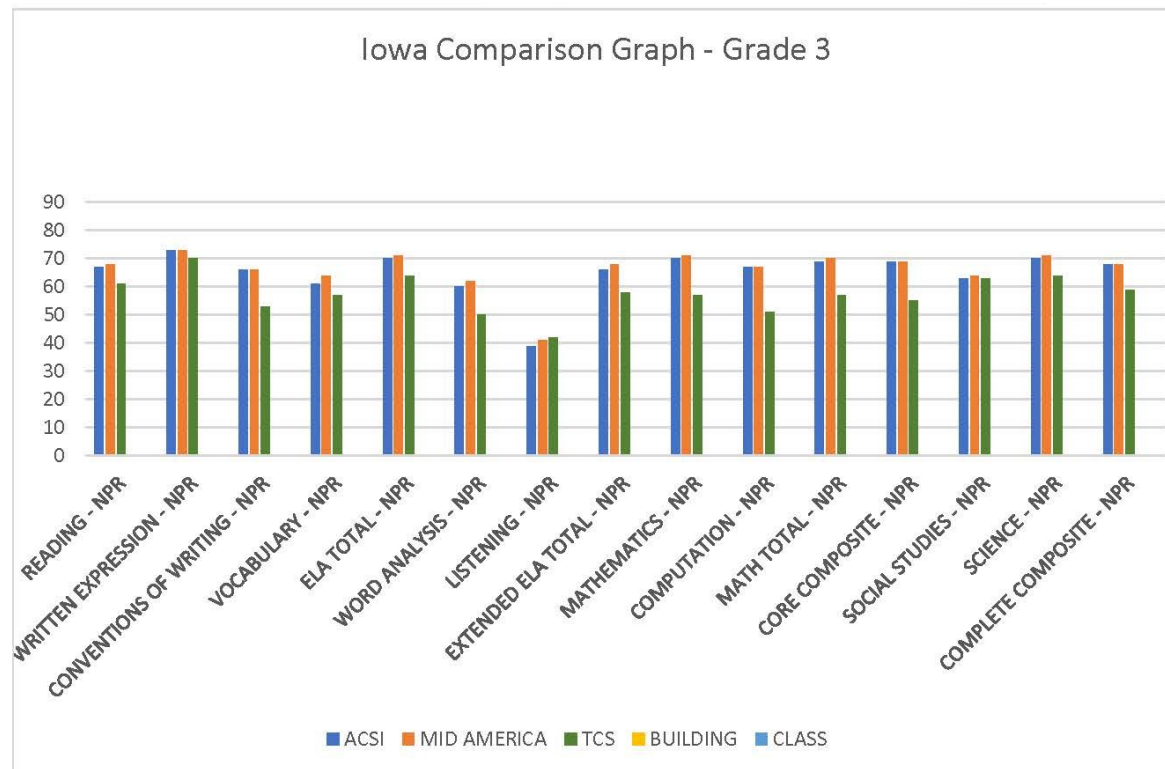
	ACSI	MID AMERICA	TCS
READING - NPR	70	69	61
LANGUAGE - NPR	65	67	68
VOCABULARY - NPR	74	77	68
ELA TOTAL - NPR	69	71	67
WORD ANALYSIS - NPR	64	66	61
LISTENING - NPR	66	67	63
EXTENDED ELA TOTAL - NPR	67	69	65
MATHEMATICS - NPR	71	72	69
COMPUTATION - NPR	82	81	84
MATH TOTAL - NPR	75	76	73
CORE COMPOSITE - NPR	70	71	68
SOCIAL STUDIES - NPR	62	68	66
SCIENCE - NPR	71	73	71
COMPLETE COMPOSITE - NPR	70	73	69



The Iowa Assessments are a series of **group-administered achievement tests for grades K-12** which measures a student’s knowledge in subject areas that students have learned in school – reading, language arts, mathematics, science and social studies.

Scores on the Iowa Assessment can be compared with scores earned by a nationally representative sample of students who took the test (the norm group). The Iowa Assessment score that reflects this comparison is called a national percentile rank (NPR). If a student’s national percentile rank in Reading is 62, then the student scored as well as or higher on this subtest than 62% of his/her same-grade peers in the national norm group. The percentile ranks range from 1 to 99. The national average in all subtests is 50%.

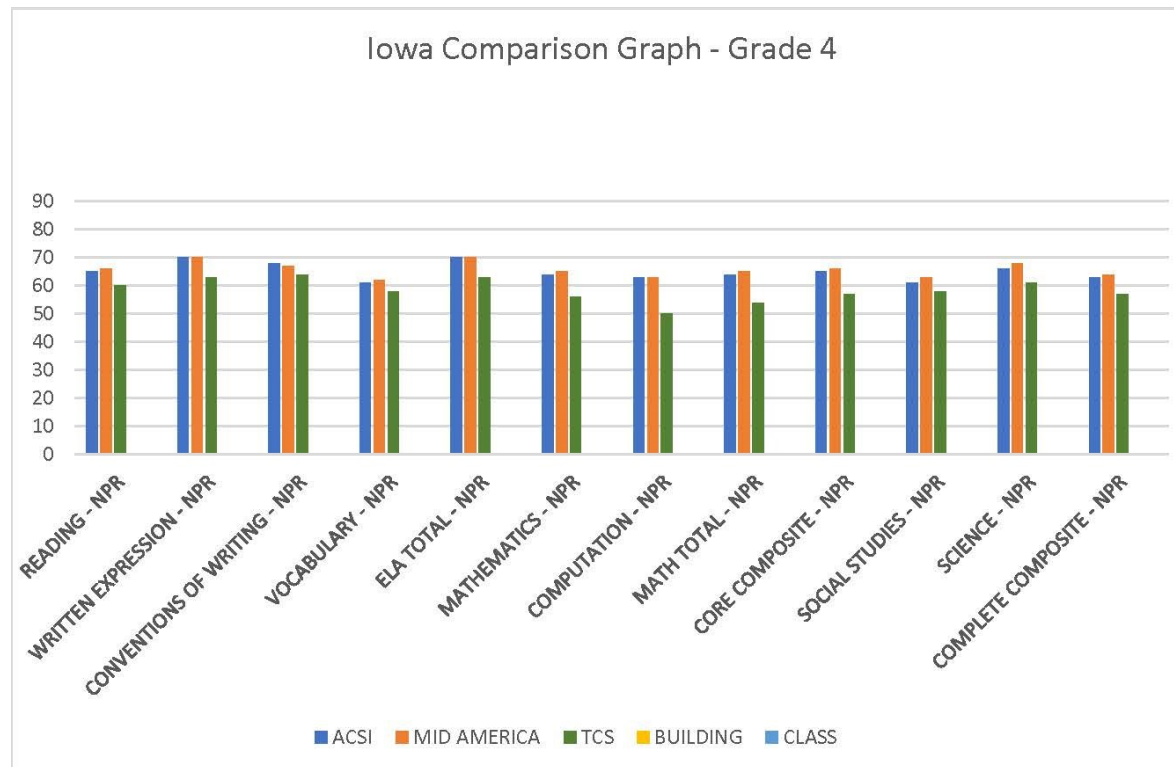
	ACSI	MID AMERICA	TCS
READING - NPR	67	68	61
WRITTEN EXPRESSION - NPR	73	73	70
CONVENTIONS OF WRITING - NPR	66	66	53
VOCABULARY - NPR	61	64	57
ELA TOTAL - NPR	70	71	64
WORD ANALYSIS - NPR	60	62	50
LISTENING - NPR	39	41	42
EXTENDED ELA TOTAL - NPR	66	68	58
MATHEMATICS - NPR	70	71	57
COMPUTATION - NPR	67	67	51
MATH TOTAL - NPR	69	70	57
CORE COMPOSITE - NPR	69	69	55
SOCIAL STUDIES - NPR	63	64	63
SCIENCE - NPR	70	71	64
COMPLETE COMPOSITE - NPR	68	68	59



The Iowa Assessments are a series of **group-administered achievement tests for grades K-12** which measures a student’s knowledge in subject areas that students have learned in school – reading, language arts, mathematics, science and social studies.

Scores on the Iowa Assessment can be compared with scores earned by a nationally representative sample of students who took the test (the norm group). The Iowa Assessment score that reflects this comparison is called a national percentile rank (NPR). If a student’s national percentile rank in Reading is 62, then the student scored as well as or higher on this subtest than 62% of his/her same-grade peers in the national norm group. The percentile ranks range from 1 to 99. The national average in all subtests is 50%.

	ACSI	MID AMERICA	TCS
<b>READING - NPR</b>	65	66	60
<b>WRITTEN EXPRESSION - NPR</b>	70	70	63
<b>CONVENTIONS OF WRITING - NPR</b>	68	67	64
<b>VOCABULARY - NPR</b>	61	62	58
<b>ELA TOTAL - NPR</b>	70	70	63
<b>MATHEMATICS - NPR</b>	64	65	56
<b>COMPUTATION - NPR</b>	63	63	50
<b>MATH TOTAL - NPR</b>	64	65	54
<b>CORE COMPOSITE - NPR</b>	65	66	57
<b>SOCIAL STUDIES - NPR</b>	61	63	58
<b>SCIENCE - NPR</b>	66	68	61
<b>COMPLETE COMPOSITE - NPR</b>	63	64	57

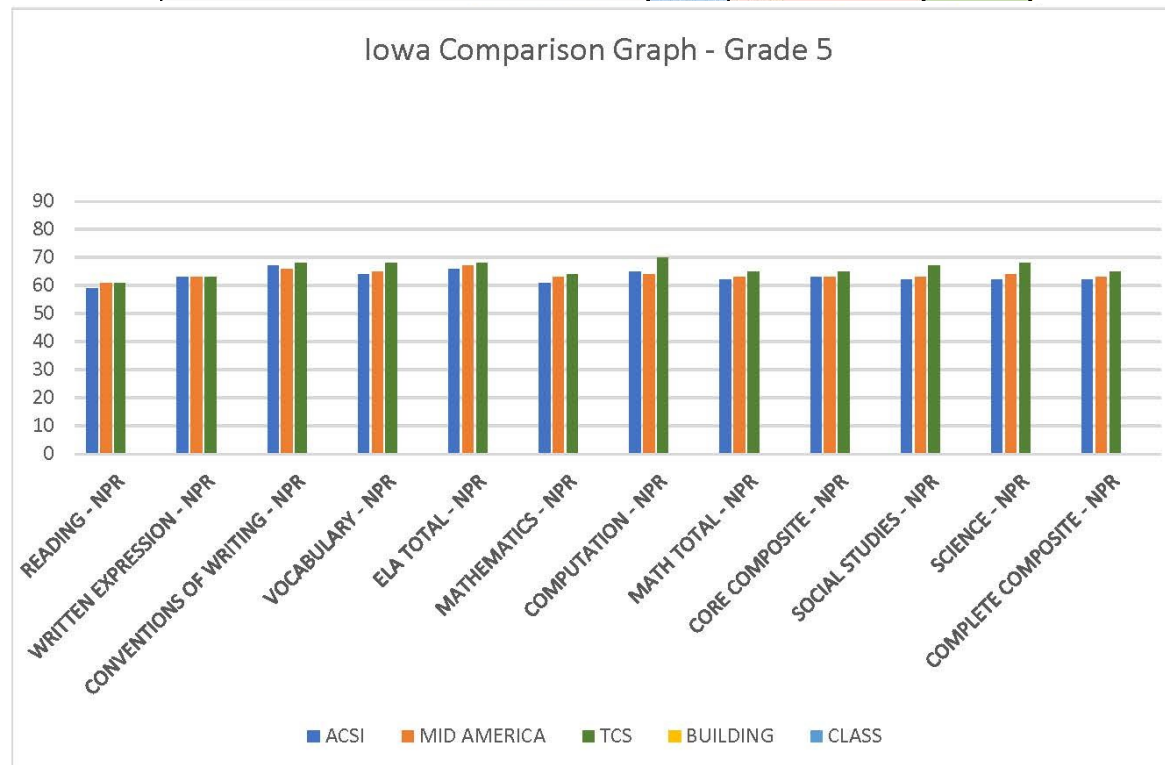


The Iowa Assessments are a series of **group-administered achievement tests for grades K-12** which measures a student’s knowledge in subject areas that students have learned in school – reading, language arts, mathematics, science and social studies.

Scores on the Iowa Assessment can be compared with scores earned by a nationally representative sample of students who took the test (the norm group). The Iowa Assessment score that reflects this comparison is called a national percentile rank (NPR). If a student’s national percentile rank in Reading is 62, then the student scored as well as or higher on this subtest than 62% of his/her same-grade peers in the national norm group. The percentile ranks range from 1 to 99. The national average in all subtests is 50%.



	ACSI	MID AMERICA	TCS
<b>READING - NPR</b>	59	61	61
<b>WRITTEN EXPRESSION - NPR</b>	63	63	63
<b>CONVENTIONS OF WRITING - NPR</b>	67	66	68
<b>VOCABULARY - NPR</b>	64	65	68
<b>ELA TOTAL - NPR</b>	66	67	68
<b>MATHEMATICS - NPR</b>	61	63	64
<b>COMPUTATION - NPR</b>	65	64	70
<b>MATH TOTAL - NPR</b>	62	63	65
<b>CORE COMPOSITE - NPR</b>	63	63	65
<b>SOCIAL STUDIES - NPR</b>	62	63	67
<b>SCIENCE - NPR</b>	62	64	68
<b>COMPLETE COMPOSITE - NPR</b>	62	63	65

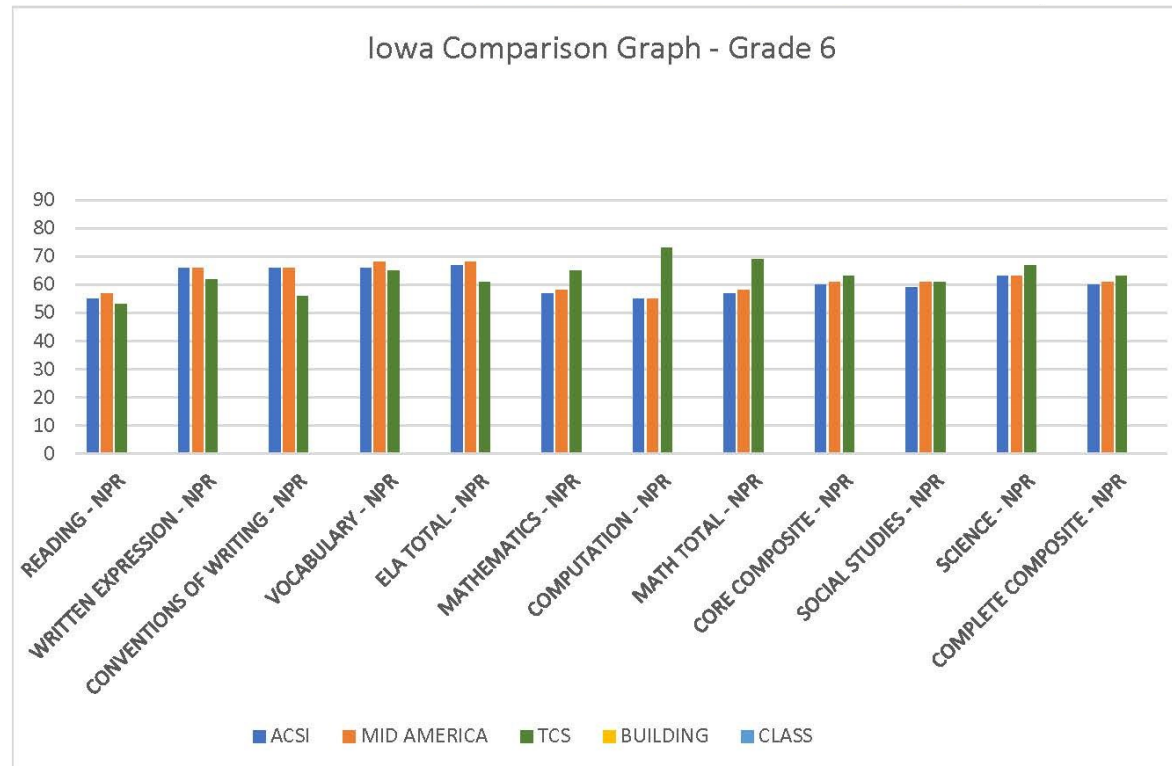


The Iowa Assessments are a series of **group-administered achievement tests for grades K-12** which measures a student’s knowledge in subject areas that students have learned in school – reading, language arts, mathematics, science and social studies.

Scores on the Iowa Assessment can be compared with scores earned by a nationally representative sample of students who took the test (the norm group). The Iowa Assessment score that reflects this comparison is called a national percentile rank (NPR). If a student’s national percentile rank in Reading is 62, then the student scored as well as or higher on this subtest than 62% of his/her same-grade peers in the national norm group. The percentile ranks range from 1 to 99. The national average in all subtests is 50%.



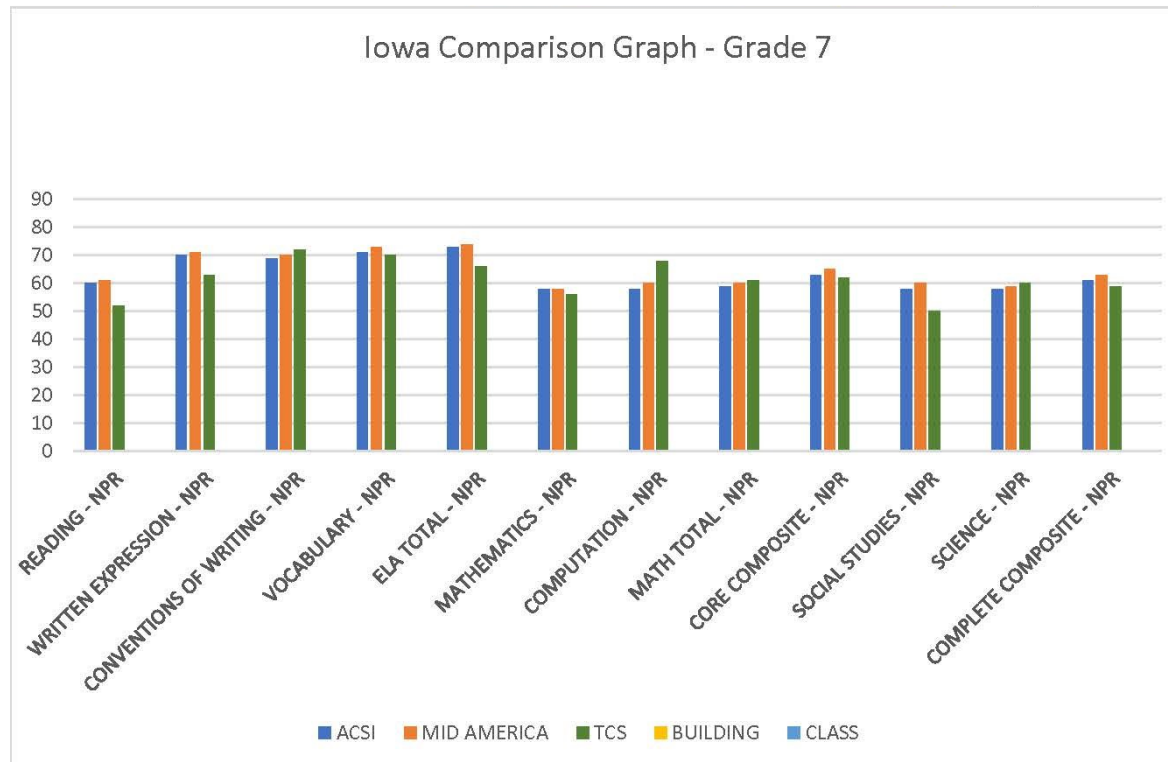
	ACSI	MID AMERICA	TCS
<b>READING - NPR</b>	55	57	53
<b>WRITTEN EXPRESSION - NPR</b>	66	66	62
<b>CONVENTIONS OF WRITING - NPR</b>	66	66	56
<b>VOCABULARY - NPR</b>	66	68	65
<b>ELA TOTAL - NPR</b>	67	68	61
<b>MATHEMATICS - NPR</b>	57	58	65
<b>COMPUTATION - NPR</b>	55	55	73
<b>MATH TOTAL - NPR</b>	57	58	69
<b>CORE COMPOSITE - NPR</b>	60	61	63
<b>SOCIAL STUDIES - NPR</b>	59	61	61
<b>SCIENCE - NPR</b>	63	63	67
<b>COMPLETE COMPOSITE - NPR</b>	60	61	63



The Iowa Assessments are a series of **group-administered achievement tests for grades K-12** which measures a student’s knowledge in subject areas that students have learned in school – reading, language arts, mathematics, science and social studies.

Scores on the Iowa Assessment can be compared with scores earned by a nationally representative sample of students who took the test (the norm group). The Iowa Assessment score that reflects this comparison is called a national percentile rank (NPR). If a student’s national percentile rank in Reading is 62, then the student scored as well as or higher on this subtest than 62% of his/her same-grade peers in the national norm group. The percentile ranks range from 1 to 99. The national average in all subtests is 50%.

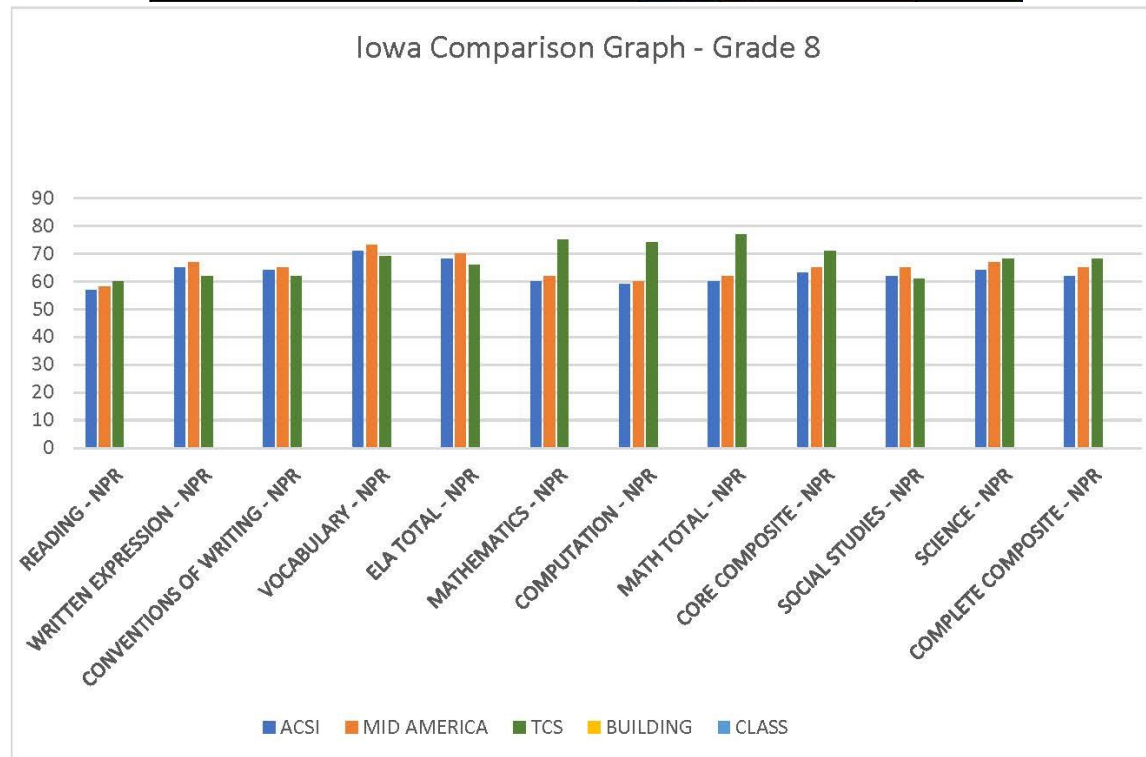
	ACSI	MID AMERICA	TCS
<b>READING - NPR</b>	60	61	52
<b>WRITTEN EXPRESSION - NPR</b>	70	71	63
<b>CONVENTIONS OF WRITING - NPR</b>	69	70	72
<b>VOCABULARY - NPR</b>	71	73	70
<b>ELA TOTAL - NPR</b>	73	74	66
<b>MATHEMATICS - NPR</b>	58	58	56
<b>COMPUTATION - NPR</b>	58	60	68
<b>MATH TOTAL - NPR</b>	59	60	61
<b>CORE COMPOSITE - NPR</b>	63	65	62
<b>SOCIAL STUDIES - NPR</b>	58	60	50
<b>SCIENCE - NPR</b>	58	59	60
<b>COMPLETE COMPOSITE - NPR</b>	61	63	59



The Iowa Assessments are a series of **group-administered achievement tests for grades K-12** which measures a student’s knowledge in subject areas that students have learned in school – reading, language arts, mathematics, science and social studies.

Scores on the Iowa Assessment can be compared with scores earned by a nationally representative sample of students who took the test (the norm group). The Iowa Assessment score that reflects this comparison is called a national percentile rank (NPR). If a student’s national percentile rank in Reading is 62, then the student scored as well as or higher on this subtest than 62% of his/her same-grade peers in the national norm group. The percentile ranks range from 1 to 99. The national average in all subtests is 50%.

	ACSI	MID AMERICA	TCS
<b>READING - NPR</b>	<b>57</b>	58	60
<b>WRITTEN EXPRESSION - NPR</b>	<b>65</b>	67	62
<b>CONVENTIONS OF WRITING - NPR</b>	<b>64</b>	65	62
<b>VOCABULARY - NPR</b>	<b>71</b>	73	69
<b>ELA TOTAL - NPR</b>	<b>68</b>	70	66
<b>MATHEMATICS - NPR</b>	<b>60</b>	62	75
<b>COMPUTATION - NPR</b>	<b>59</b>	60	74
<b>MATH TOTAL - NPR</b>	<b>60</b>	62	77
<b>CORE COMPOSITE - NPR</b>	<b>63</b>	65	71
<b>SOCIAL STUDIES - NPR</b>	<b>62</b>	65	61
<b>SCIENCE - NPR</b>	<b>64</b>	67	68
<b>COMPLETE COMPOSITE - NPR</b>	<b>62</b>	65	68



The Iowa Assessments are a series of **group-administered achievement tests for grades K-12** which measures a student’s knowledge in subject areas that students have learned in school – reading, language arts, mathematics, science and social studies.

Scores on the Iowa Assessment can be compared with scores earned by a nationally representative sample of students who took the test (the norm group). The Iowa Assessment score that reflects this comparison is called a national percentile rank (NPR). If a student’s national percentile rank in Reading is 62, then the student scored as well as or higher on this subtest than 62% of his/her same-grade peers in the national norm group. The percentile ranks range from 1 to 99. The national average in all subtests is 50%.