

Trinity Christian School  
 901 Shorewood Drive  
 Shorewood, IL 60404

Trinity Christian School



*Growing His Kingdom... One student at a time*

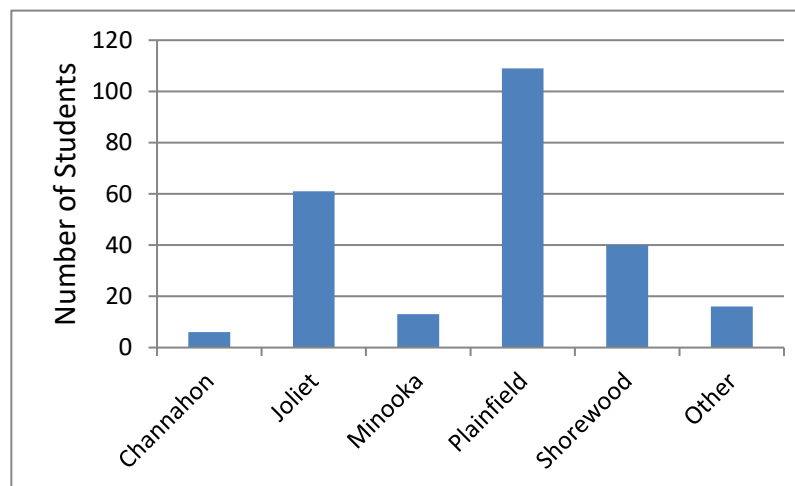
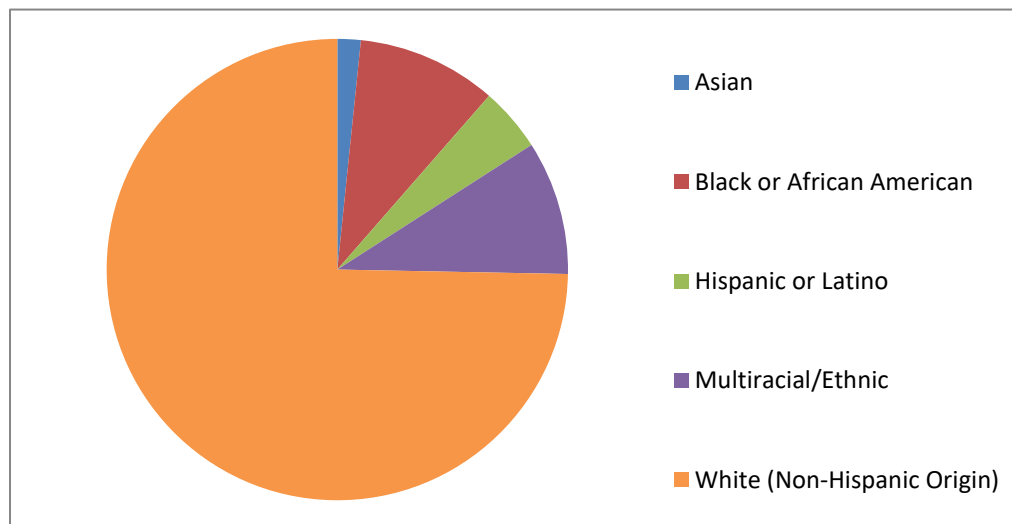
2021-2022 School Report Card  
 Grades K-8 (demographics updated 03/15/22)

# Demographics

Female	136
Male	109

Asian	4
Black or African American	24
Hispanic or Latino	11
Multiracial/Ethnic	23
White (Non-Hispanic Origin)	183
<b>Total Enrollment</b>	<b>245</b>

Channahon	6
Joliet	61
Minooka	13
Plainfield	109
Shorewood	40
Other	16
<b>Total Enrollment</b>	<b>245</b>



# Instructional Setting

## Average Class Size

#=How Many Classes

	K		1st		2nd		3rd		4th		5th		6th		7th		8th	
	#	Avg. Size	#	Avg. Size	#	Avg. Size	#	Avg. Size	#	Avg. Size	#	Avg. Size	#	Avg. Size	#	Avg. Size	#	Avg. Size
2021-2022	2	17.5	2	12.5	2	17.5	2	15.5	1	23	1	22	2	13	2	16	1	17

# Academic Performance

## 2021-2022 Testing Scores

### IOWA ASSESSMENTS – Standardized Testing

The Iowa Assessments are a series of group-administered achievement tests for grades K-12 which measures a student’s knowledge in subject areas that students have learned in school – reading, language arts, mathematics, science and social studies.

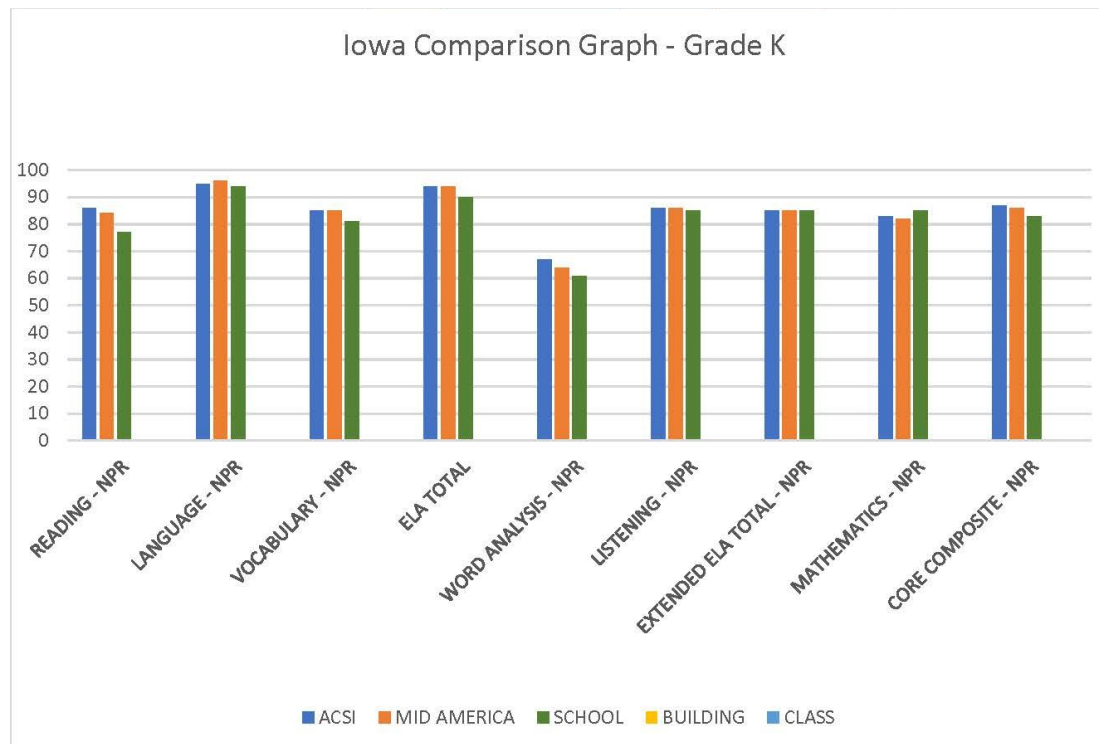
Scores on the Iowa Assessment can be compared with scores earned by a nationally representative sample of students who took the test (the norm group). The Iowa Assessment score that reflects this comparison is called a national percentile rank (NPR). If a student’s national percentile rank in Reading is 62, then the student scored as well as or higher on this subtest than 62% of his/her same-grade peers in the national norm group. The percentile ranks range from 1 to 99. The national average in all subtests is 50%.

Other scores received from the Iowa Assessment may include:

- Scale scores (total score received for the subtest)
- Raw scores (number of questions the student answered correctly)
- Grade equivalent scores (number that describes the student’s location on an achievement continuum of grades and months, at which the typical student receives the scale score)
- Number attempted (the number of items the student answered)

Score reports generally contain a narrative that helps with understanding and/or interpreting the score results.

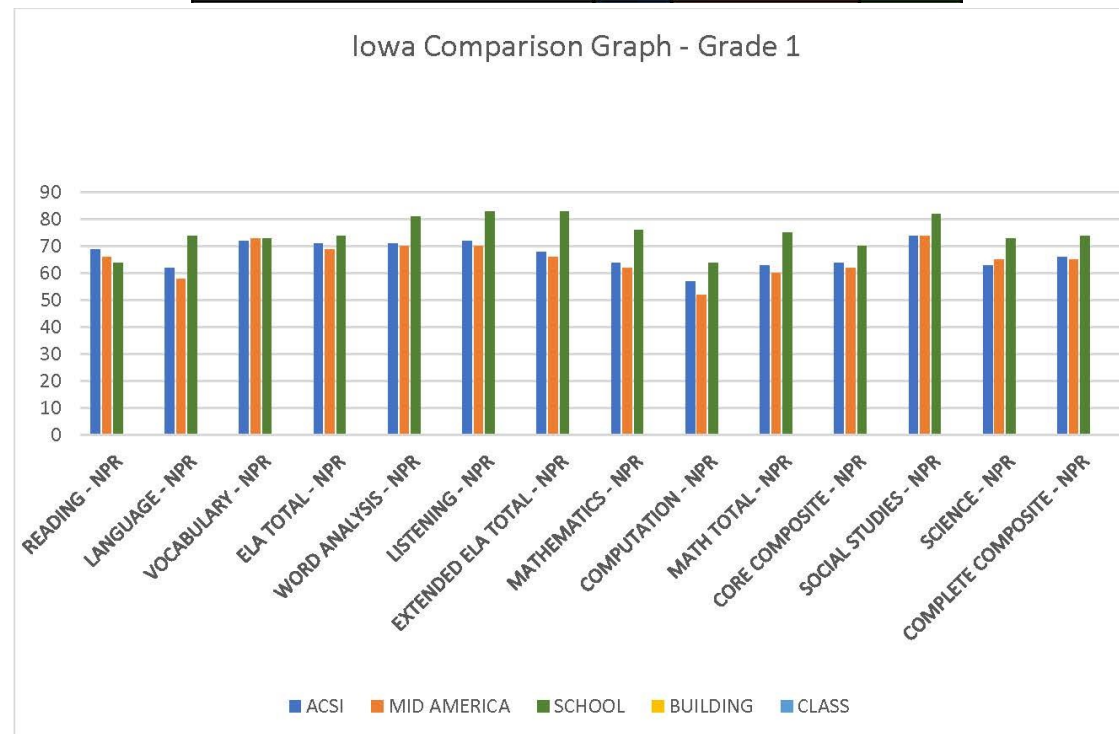
	ACSI	MID AMERICA	SCHOOL
<b>READING - NPR</b>	86	84	77
<b>LANGUAGE - NPR</b>	95	96	94
<b>VOCABULARY - NPR</b>	85	85	81
<b>ELA TOTAL</b>	94	94	90
<b>WORD ANALYSIS - NPR</b>	67	64	61
<b>LISTENING - NPR</b>	86	86	85
<b>EXTENDED ELA TOTAL - NPR</b>	85	85	85
<b>MATHEMATICS - NPR</b>	83	82	85
<b>CORE COMPOSITE - NPR</b>	87	86	83



The Iowa Assessments are a series of **group-administered achievement tests for grades K-12** which measures a student’s knowledge in subject areas that students have learned in school – reading, language arts, mathematics, science and social studies.

Scores on the Iowa Assessment can be compared with scores earned by a nationally representative sample of students who took the test (the norm group). The Iowa Assessment score that reflects this comparison is called a national percentile rank (NPR). If a student’s national percentile rank in Reading is 62, then the student scored as well as or higher on this subtest than 62% of his/her same-grade peers in the national norm group. The percentile ranks range from 1 to 99. The national average in all subtests is 50%.

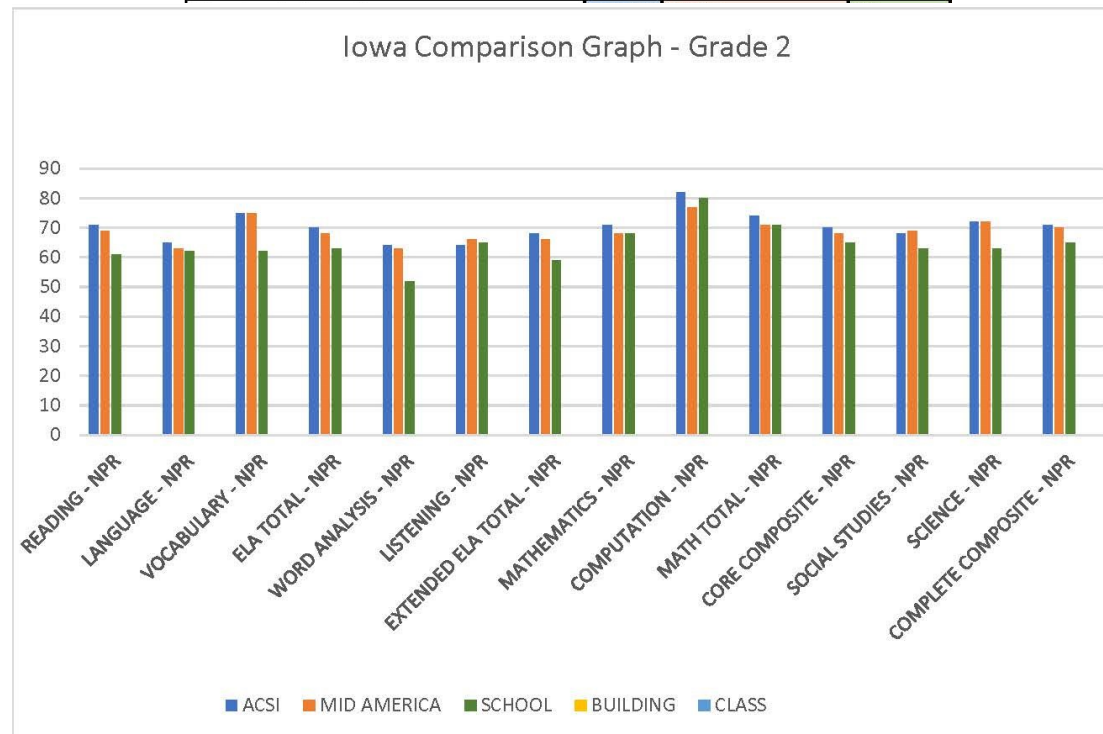
	ACSI	MID AMERICA	SCHOOL
<b>READING - NPR</b>	69	66	64
<b>LANGUAGE - NPR</b>	62	58	74
<b>VOCABULARY - NPR</b>	72	73	73
<b>ELA TOTAL - NPR</b>	71	69	74
<b>WORD ANALYSIS - NPR</b>	71	70	81
<b>LISTENING - NPR</b>	72	70	83
<b>EXTENDED ELA TOTAL - NPR</b>	68	66	83
<b>MATHEMATICS - NPR</b>	64	62	76
<b>COMPUTATION - NPR</b>	57	52	64
<b>MATH TOTAL - NPR</b>	63	60	75
<b>CORE COMPOSITE - NPR</b>	64	62	70
<b>SOCIAL STUDIES - NPR</b>	74	74	82
<b>SCIENCE - NPR</b>	63	65	73
<b>COMPLETE COMPOSITE - NPR</b>	66	65	74



The Iowa Assessments are a series of **group-administered achievement tests for grades K-12** which measures a student’s knowledge in subject areas that students have learned in school – reading, language arts, mathematics, science and social studies.

Scores on the Iowa Assessment can be compared with scores earned by a nationally representative sample of students who took the test (the norm group). The Iowa Assessment score that reflects this comparison is called a national percentile rank (NPR). If a student’s national percentile rank in Reading is 62, then the student scored as well as or higher on this subtest than 62% of his/her same-grade peers in the national norm group. The percentile ranks range from 1 to 99. The national average in all subtests is 50%.

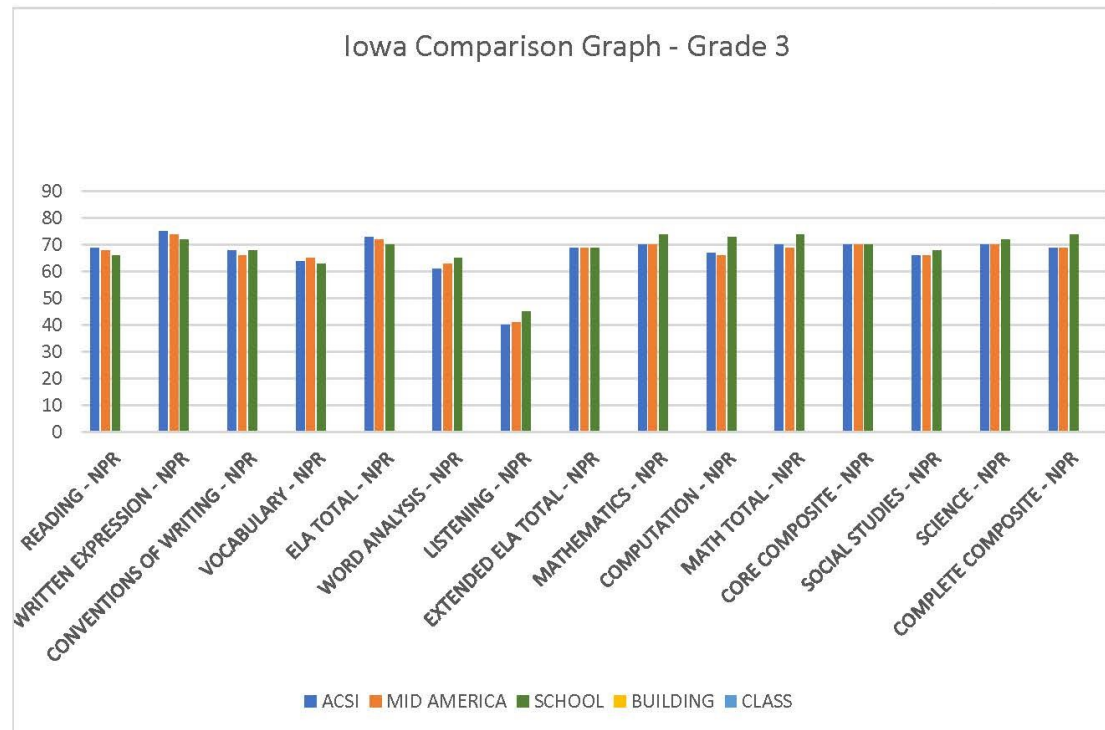
	ACSI	MID AMERICA	SCHOOL
<b>READING - NPR</b>	<b>71</b>	<b>69</b>	<b>61</b>
<b>LANGUAGE - NPR</b>	<b>65</b>	<b>63</b>	<b>62</b>
<b>VOCABULARY - NPR</b>	<b>75</b>	<b>75</b>	<b>62</b>
<b>ELA TOTAL - NPR</b>	<b>70</b>	<b>68</b>	<b>63</b>
<b>WORD ANALYSIS - NPR</b>	<b>64</b>	<b>63</b>	<b>52</b>
<b>LISTENING - NPR</b>	<b>64</b>	<b>66</b>	<b>65</b>
<b>EXTENDED ELA TOTAL - NPR</b>	<b>68</b>	<b>66</b>	<b>59</b>
<b>MATHEMATICS - NPR</b>	<b>71</b>	<b>68</b>	<b>68</b>
<b>COMPUTATION - NPR</b>	<b>82</b>	<b>77</b>	<b>80</b>
<b>MATH TOTAL - NPR</b>	<b>74</b>	<b>71</b>	<b>71</b>
<b>CORE COMPOSITE - NPR</b>	<b>70</b>	<b>68</b>	<b>65</b>
<b>SOCIAL STUDIES - NPR</b>	<b>68</b>	<b>69</b>	<b>63</b>
<b>SCIENCE - NPR</b>	<b>72</b>	<b>72</b>	<b>63</b>
<b>COMPLETE COMPOSITE - NPR</b>	<b>71</b>	<b>70</b>	<b>65</b>



The Iowa Assessments are a series of **group-administered achievement tests for grades K-12** which measures a student’s knowledge in subject areas that students have learned in school – reading, language arts, mathematics, science and social studies.

Scores on the Iowa Assessment can be compared with scores earned by a nationally representative sample of students who took the test (the norm group). The Iowa Assessment score that reflects this comparison is called a national percentile rank (NPR). If a student’s national percentile rank in Reading is 62, then the student scored as well as or higher on this subtest than 62% of his/her same-grade peers in the national norm group. The percentile ranks range from 1 to 99. The national average in all subtests is 50%.

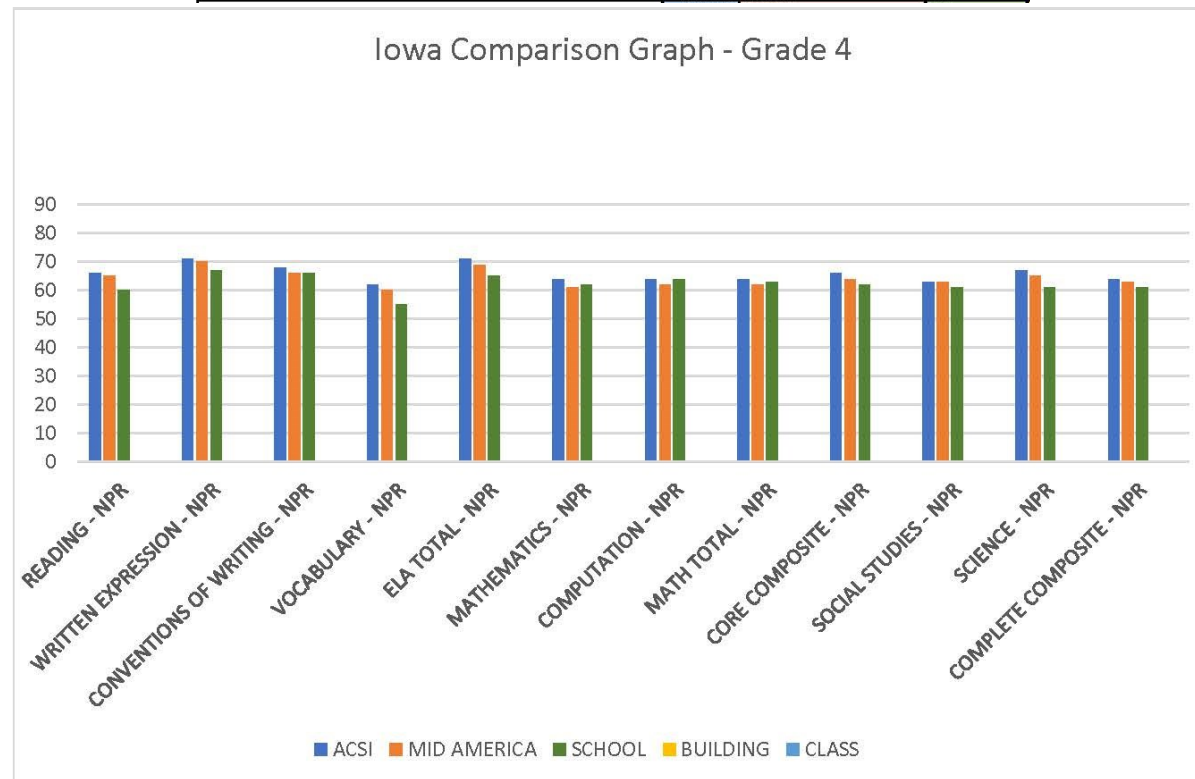
	ACSI	MID AMERICA	SCHOOL
READING - NPR	69	68	66
WRITTEN EXPRESSION - NPR	75	74	72
CONVENTIONS OF WRITING - NPR	68	66	68
VOCABULARY - NPR	64	65	63
ELA TOTAL - NPR	73	72	70
WORD ANALYSIS - NPR	61	63	65
LISTENING - NPR	40	41	45
EXTENDED ELA TOTAL - NPR	69	69	69
MATHEMATICS - NPR	70	70	74
COMPUTATION - NPR	67	66	73
MATH TOTAL - NPR	70	69	74
CORE COMPOSITE - NPR	70	70	70
SOCIAL STUDIES - NPR	66	66	68
SCIENCE - NPR	70	70	72
COMPLETE COMPOSITE - NPR	69	69	74



The Iowa Assessments are a series of **group-administered achievement tests for grades K-12** which measures a student’s knowledge in subject areas that students have learned in school – reading, language arts, mathematics, science and social studies.

Scores on the Iowa Assessment can be compared with scores earned by a nationally representative sample of students who took the test (the norm group). The Iowa Assessment score that reflects this comparison is called a national percentile rank (NPR). If a student’s national percentile rank in Reading is 62, then the student scored as well as or higher on this subtest than 62% of his/her same-grade peers in the national norm group. The percentile ranks range from 1 to 99. The national average in all subtests is 50%.

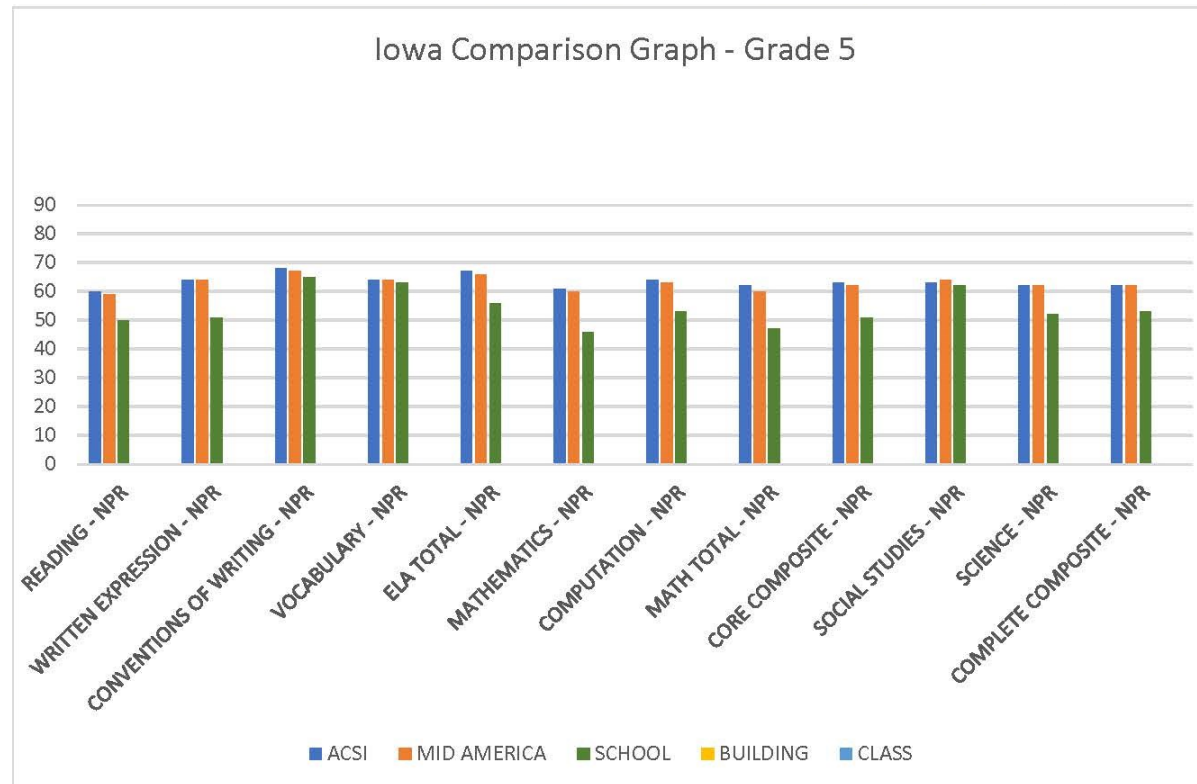
	ACSI	MID AMERICA	SCHOOL
<b>READING - NPR</b>	<b>66</b>	65	60
<b>WRITTEN EXPRESSION - NPR</b>	<b>71</b>	70	67
<b>CONVENTIONS OF WRITING - NPR</b>	<b>68</b>	66	66
<b>VOCABULARY - NPR</b>	<b>62</b>	60	55
<b>ELA TOTAL - NPR</b>	<b>71</b>	69	65
<b>MATHEMATICS - NPR</b>	<b>64</b>	61	62
<b>COMPUTATION - NPR</b>	<b>64</b>	62	64
<b>MATH TOTAL - NPR</b>	<b>64</b>	62	63
<b>CORE COMPOSITE - NPR</b>	<b>66</b>	64	62
<b>SOCIAL STUDIES - NPR</b>	<b>63</b>	63	61
<b>SCIENCE - NPR</b>	<b>67</b>	65	61
<b>COMPLETE COMPOSITE - NPR</b>	<b>64</b>	63	61



The Iowa Assessments are a series of **group-administered achievement tests for grades K-12** which measures a student’s knowledge in subject areas that students have learned in school – reading, language arts, mathematics, science and social studies.

Scores on the Iowa Assessment can be compared with scores earned by a nationally representative sample of students who took the test (the norm group). The Iowa Assessment score that reflects this comparison is called a national percentile rank (NPR). If a student’s national percentile rank in Reading is 62, then the student scored as well as or higher on this subtest than 62% of his/her same-grade peers in the national norm group. The percentile ranks range from 1 to 99. The national average in all subtests is 50%.

	ACSI	MID AMERICA	SCHOOL
<b>READING - NPR</b>	<b>60</b>	59	50
<b>WRITTEN EXPRESSION - NPR</b>	<b>64</b>	64	51
<b>CONVENTIONS OF WRITING - NPR</b>	<b>68</b>	67	65
<b>VOCABULARY - NPR</b>	<b>64</b>	64	63
<b>ELA TOTAL - NPR</b>	<b>67</b>	66	56
<b>MATHEMATICS - NPR</b>	<b>61</b>	60	46
<b>COMPUTATION - NPR</b>	<b>64</b>	63	53
<b>MATH TOTAL - NPR</b>	<b>62</b>	60	47
<b>CORE COMPOSITE - NPR</b>	<b>63</b>	62	51
<b>SOCIAL STUDIES - NPR</b>	<b>63</b>	64	62
<b>SCIENCE - NPR</b>	<b>62</b>	62	52
<b>COMPLETE COMPOSITE - NPR</b>	<b>62</b>	62	53

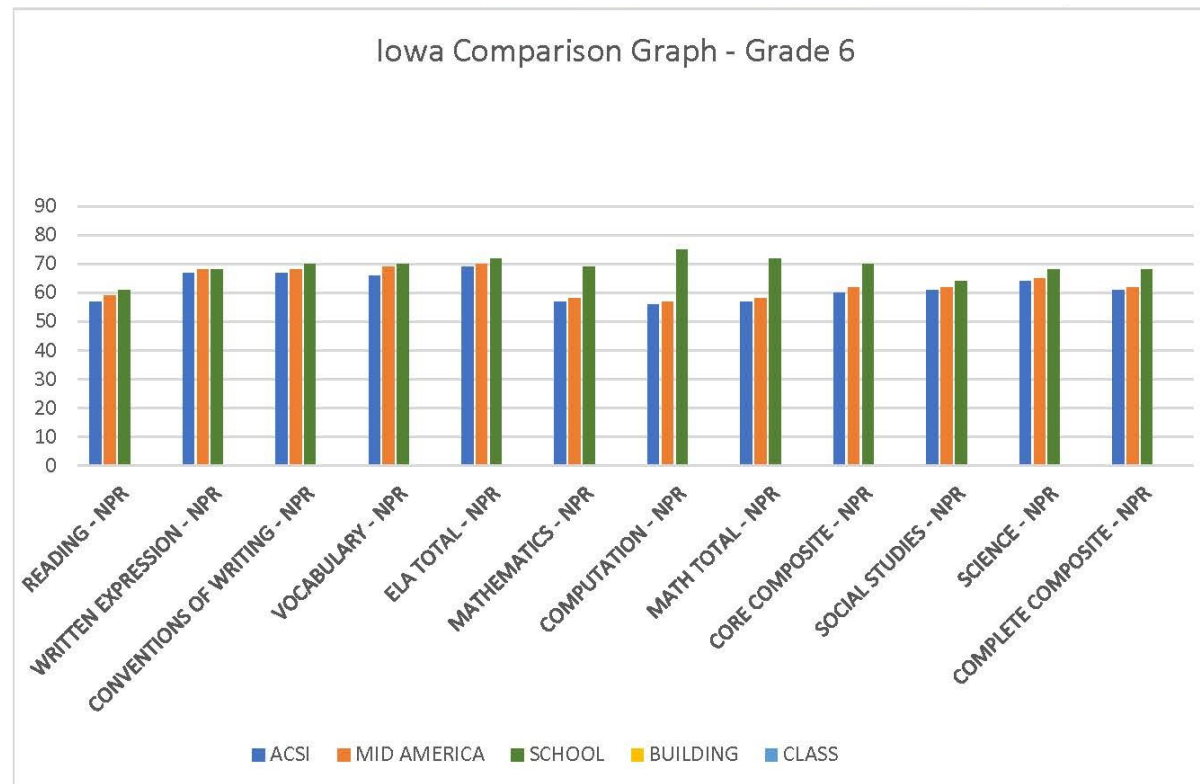


The Iowa Assessments are a series of **group-administered achievement tests for grades K-12** which measures a student’s knowledge in subject areas that students have learned in school – reading, language arts, mathematics, science and social studies.

Scores on the Iowa Assessment can be compared with scores earned by a nationally representative sample of students who took the test (the norm group). The Iowa Assessment score that reflects this comparison is called a national percentile rank (NPR). If a student’s national percentile rank in Reading is 62, then the student scored as well as or higher on this subtest than 62% of his/her same-grade peers in the national norm group. The percentile ranks range from 1 to 99. The national average in all subtests is 50%.



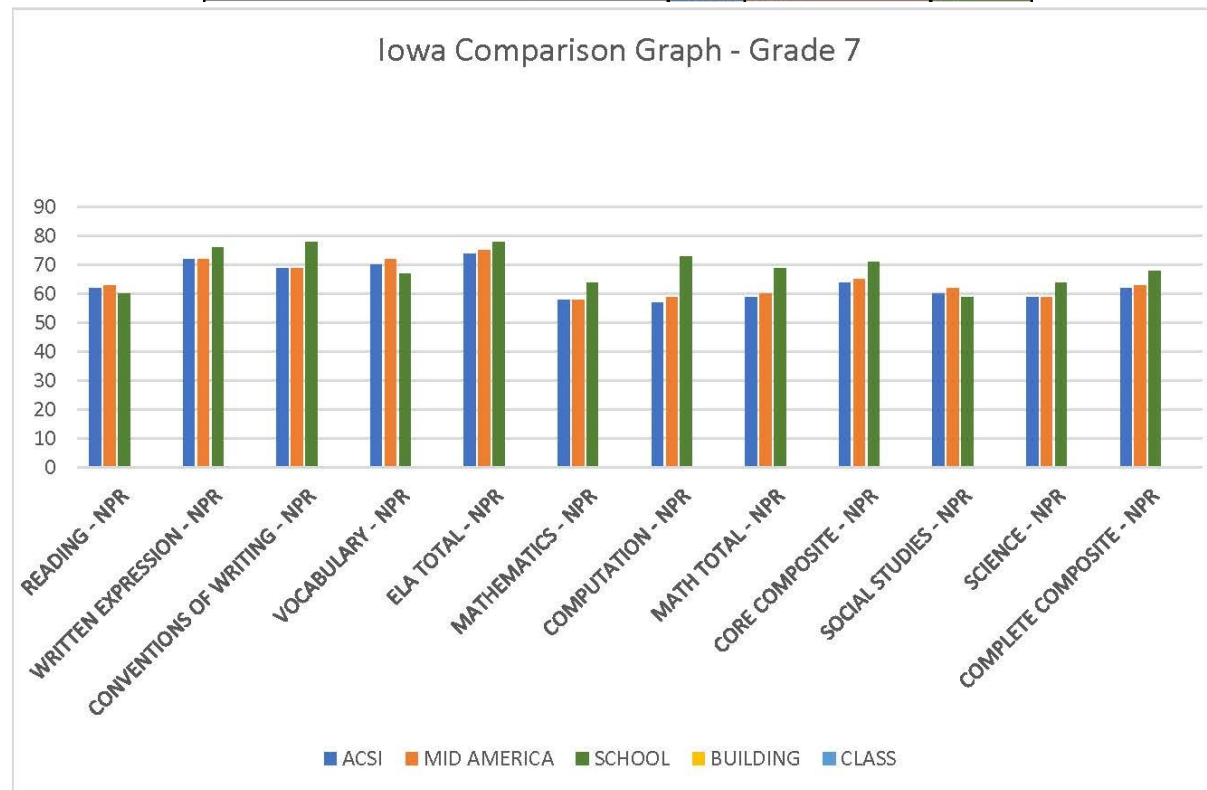
	ACSI	MID AMERICA	SCHOOL
<b>READING - NPR</b>	57	59	61
<b>WRITTEN EXPRESSION - NPR</b>	67	68	68
<b>CONVENTIONS OF WRITING - NPR</b>	67	68	70
<b>VOCABULARY - NPR</b>	66	69	70
<b>ELA TOTAL - NPR</b>	69	70	72
<b>MATHEMATICS - NPR</b>	57	58	69
<b>COMPUTATION - NPR</b>	56	57	75
<b>MATH TOTAL - NPR</b>	57	58	72
<b>CORE COMPOSITE - NPR</b>	60	62	70
<b>SOCIAL STUDIES - NPR</b>	61	62	64
<b>SCIENCE - NPR</b>	64	65	68
<b>COMPLETE COMPOSITE - NPR</b>	61	62	68



The Iowa Assessments are a series of **group-administered achievement tests for grades K-12** which measures a student’s knowledge in subject areas that students have learned in school – reading, language arts, mathematics, science and social studies.

Scores on the Iowa Assessment can be compared with scores earned by a nationally representative sample of students who took the test (the norm group). The Iowa Assessment score that reflects this comparison is called a national percentile rank (NPR). If a student’s national percentile rank in Reading is 62, then the student scored as well as or higher on this subtest than 62% of his/her same-grade peers in the national norm group. The percentile ranks range from 1 to 99. The national average in all subtests is 50%.

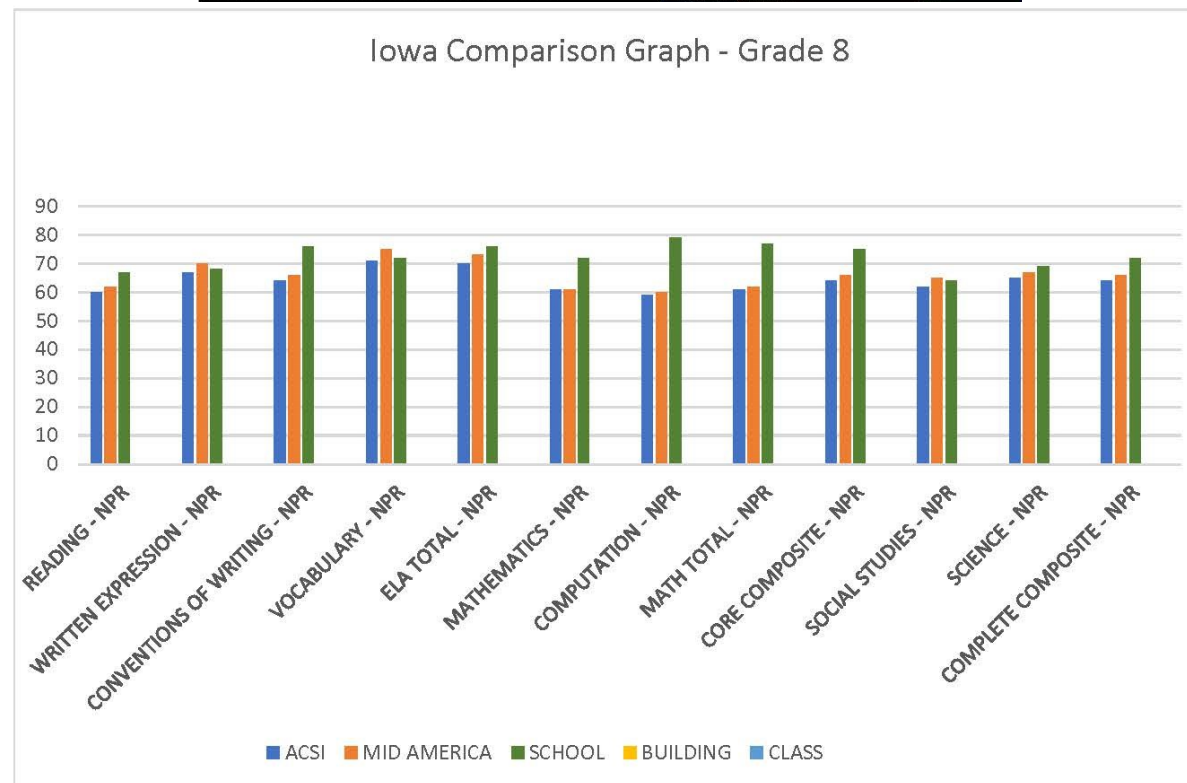
	ACSI	MID AMERICA	SCHOOL
<b>READING - NPR</b>	62	63	60
<b>WRITTEN EXPRESSION - NPR</b>	72	72	76
<b>CONVENTIONS OF WRITING - NPR</b>	69	69	78
<b>VOCABULARY - NPR</b>	70	72	67
<b>ELA TOTAL - NPR</b>	74	75	78
<b>MATHEMATICS - NPR</b>	58	58	64
<b>COMPUTATION - NPR</b>	57	59	73
<b>MATH TOTAL - NPR</b>	59	60	69
<b>CORE COMPOSITE - NPR</b>	64	65	71
<b>SOCIAL STUDIES - NPR</b>	60	62	59
<b>SCIENCE - NPR</b>	59	59	64
<b>COMPLETE COMPOSITE - NPR</b>	62	63	68



The Iowa Assessments are a series of **group-administered achievement tests for grades K-12** which measures a student’s knowledge in subject areas that students have learned in school – reading, language arts, mathematics, science and social studies.

Scores on the Iowa Assessment can be compared with scores earned by a nationally representative sample of students who took the test (the norm group). The Iowa Assessment score that reflects this comparison is called a national percentile rank (NPR). If a student’s national percentile rank in Reading is 62, then the student scored as well as or higher on this subtest than 62% of his/her same-grade peers in the national norm group. The percentile ranks range from 1 to 99. The national average in all subtests is 50%.

	ACSI	MID AMERICA	SCHOOL
<b>READING - NPR</b>	60	62	67
<b>WRITTEN EXPRESSION - NPR</b>	67	70	68
<b>CONVENTIONS OF WRITING - NPR</b>	64	66	76
<b>VOCABULARY - NPR</b>	71	75	72
<b>ELA TOTAL - NPR</b>	70	73	76
<b>MATHEMATICS - NPR</b>	61	61	72
<b>COMPUTATION - NPR</b>	59	60	79
<b>MATH TOTAL - NPR</b>	61	62	77
<b>CORE COMPOSITE - NPR</b>	64	66	75
<b>SOCIAL STUDIES - NPR</b>	62	65	64
<b>SCIENCE - NPR</b>	65	67	69
<b>COMPLETE COMPOSITE - NPR</b>	64	66	72



The Iowa Assessments are a series of **group-administered achievement tests for grades K-12** which measures a student’s knowledge in subject areas that students have learned in school – reading, language arts, mathematics, science and social studies.

Scores on the Iowa Assessment can be compared with scores earned by a nationally representative sample of students who took the test (the norm group). The Iowa Assessment score that reflects this comparison is called a national percentile rank (NPR). If a student’s national percentile rank in Reading is 62, then the student scored as well as or higher on this subtest than 62% of his/her same-grade peers in the national norm group. The percentile ranks range from 1 to 99. The national average in all subtests is 50%.