

Trinity Christian School
 901 Shorewood Drive
 Shorewood, IL 60404



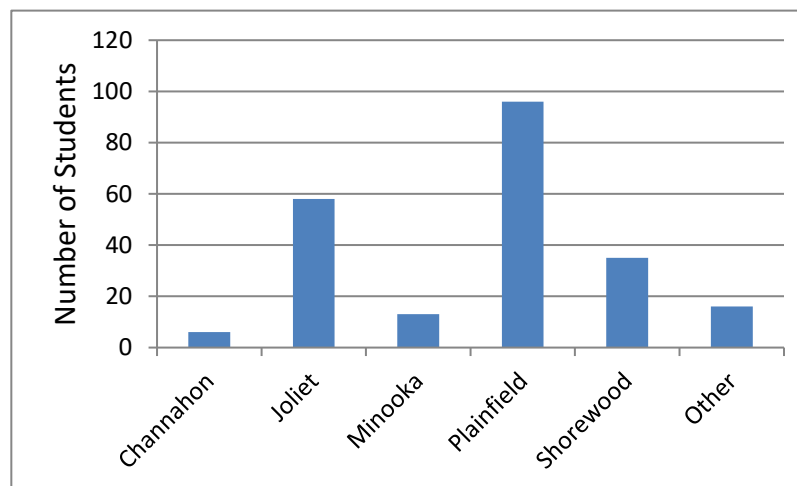
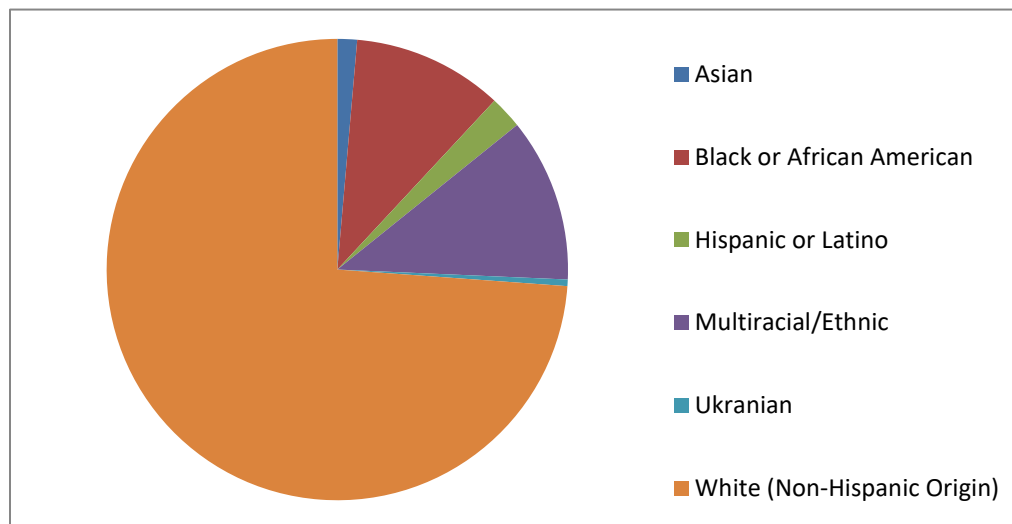
2020-2021 School Report Card
 Grades K-8 (demographics updated 01/06/21)

Demographics

| | |
|--------|-----|
| Female | 115 |
| Male | 103 |

| | |
|-----------------------------|------------|
| Asian | 3 |
| Black or African American | 23 |
| Hispanic or Latino | 5 |
| Multiracial/Ethnic | 25 |
| White (Non-Hispanic Origin) | 162 |
| Total Enrollment | 218 |

| | |
|-------------------------|------------|
| Channahon | 6 |
| Joliet | 58 |
| Minooka | 9 |
| Plainfield | 96 |
| Shorewood | 35 |
| Other | 14 |
| Total Enrollment | 218 |



Instructional Setting

Average Class Size

#=How Many Classes

| | K | | 1st | | 2nd | | 3rd | | 4th | | 5th | | 6th | | 7th | | 8th | |
|-----------|---|-----------|-----|-----------|-----|-----------|-----|-----------|-----|-----------|-----|-----------|-----|-----------|-----|-----------|-----|-----------|
| | # | Avg. Size | # | Avg. Size | # | Avg. Size | # | Avg. Size | # | Avg. Size | # | Avg. Size | # | Avg. Size | # | Avg. Size | # | Avg. Size |
| 2020-2021 | 1 | 21 | 2 | 17 | 1 | 25 | 1 | 22 | 1 | 20 | 1 | 23 | 2 | 13 | 1 | 18 | 2 | 14.5 |

Academic Performance

2020-2021 Testing Scores

IOWA ASSESSMENTS – Standardized Testing

The Iowa Assessments are a series of group-administered achievement tests for grades K-12 which measures a student's knowledge in subject areas that students have learned in school – reading, language arts, mathematics, science and social studies.

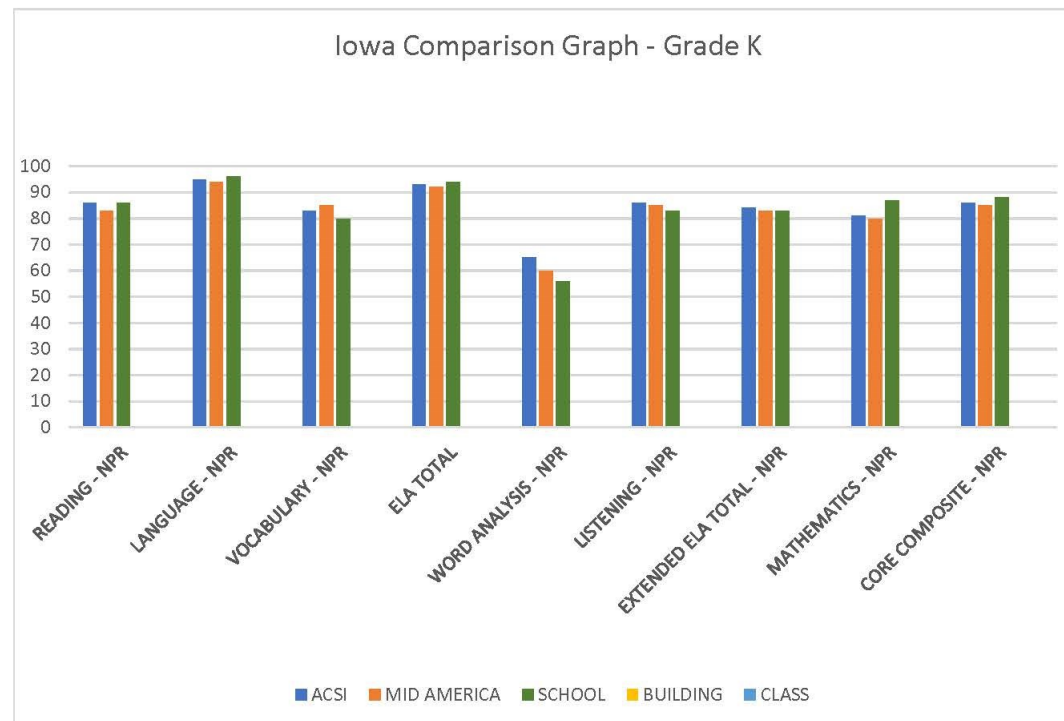
Scores on the Iowa Assessment can be compared with scores earned by a nationally representative sample of students who took the test (the norm group). The Iowa Assessment score that reflects this comparison is called a national percentile rank (NPR). If a student's national percentile rank in Reading is 62, then the student scored as well as or higher on this subtest than 62% of his/her same-grade peers in the national norm group. The percentile ranks range from 1 to 99. The national average in all subtests is 50%.

Other scores received from the Iowa Assessment may include:

- Scale scores (total score received for the subtest)
- Raw scores (number of questions the student answered correctly)
- Grade equivalent scores (number that describes the student's location on an achievement continuum of grades and months, at which the typical student receives the scale score)
- Number attempted (the number of items the student answered)

Score reports generally contain a narrative that helps with understanding and/or interpreting the score results.

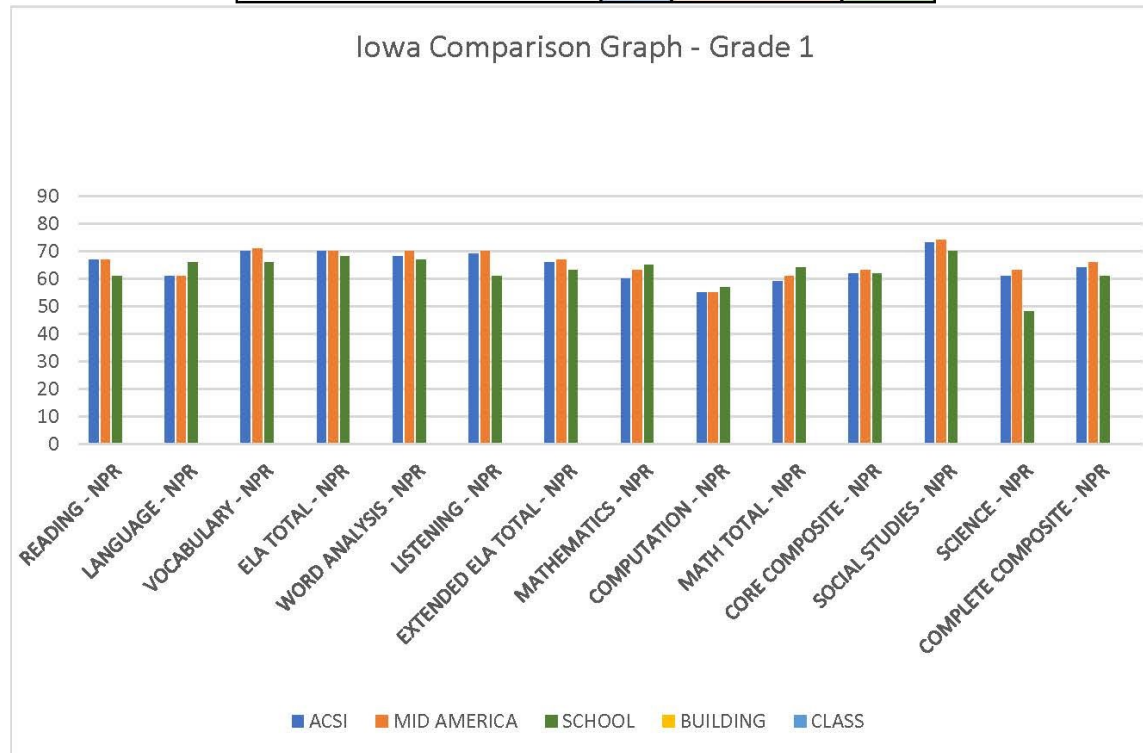
| | ACSI | MID AMERICA | SCHOOL |
|---------------------------------|------|-------------|--------|
| READING - NPR | 86 | 83 | 86 |
| LANGUAGE - NPR | 95 | 94 | 96 |
| VOCABULARY - NPR | 83 | 85 | 80 |
| ELA TOTAL | 93 | 92 | 94 |
| WORD ANALYSIS - NPR | 65 | 60 | 56 |
| LISTENING - NPR | 86 | 85 | 83 |
| EXTENDED ELA TOTAL - NPR | 84 | 83 | 83 |
| MATHEMATICS - NPR | 81 | 80 | 87 |
| CORE COMPOSITE - NPR | 86 | 85 | 88 |



The Iowa Assessments are a series of **group-administered achievement tests for grades K-12** which measures a student’s knowledge in subject areas that students have learned in school – reading, language arts, mathematics, science and social studies.

Scores on the Iowa Assessment can be compared with scores earned by a nationally representative sample of students who took the test (the norm group). The Iowa Assessment score that reflects this comparison is called a national percentile rank (NPR). If a student’s national percentile rank in Reading is 62, then the student scored as well as or higher on this subtest than 62% of his/her same-grade peers in the national norm group. The percentile ranks range from 1 to 99. The national average in all subtests is 50%.

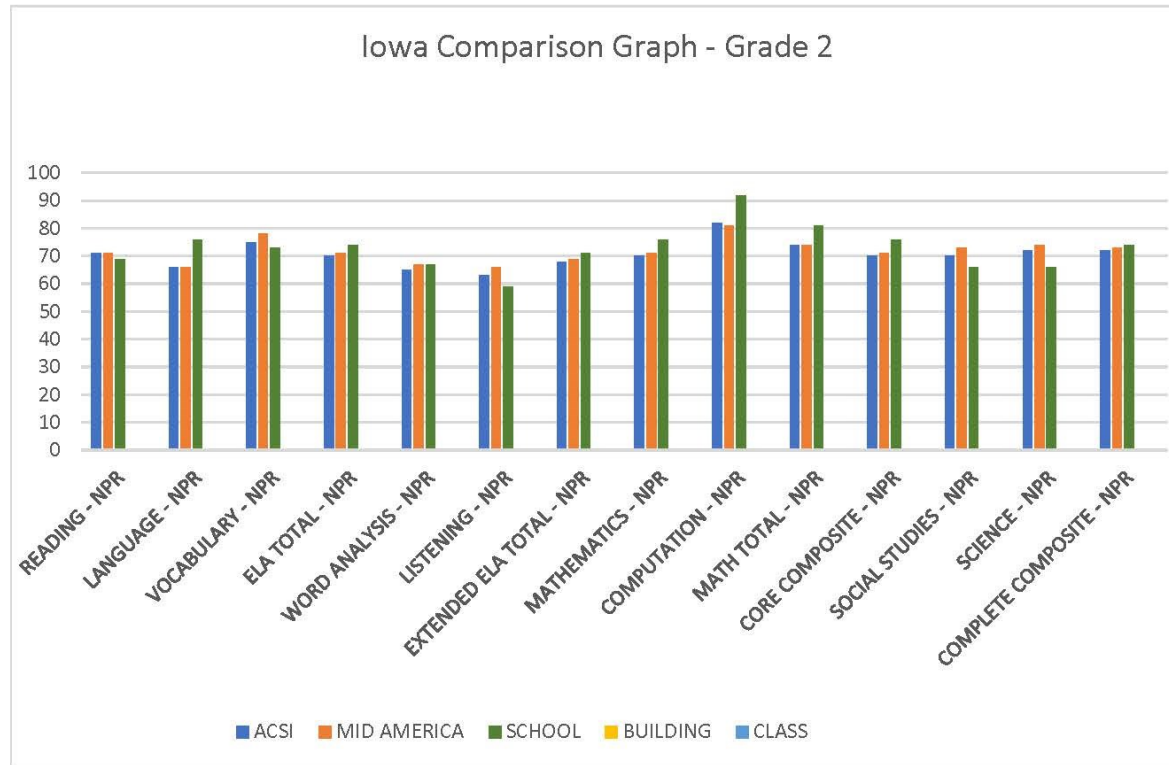
| | ACSI | MID AMERICA | SCHOOL |
|--------------------------|------|-------------|--------|
| READING - NPR | 67 | 67 | 61 |
| LANGUAGE - NPR | 61 | 61 | 66 |
| VOCABULARY - NPR | 70 | 71 | 66 |
| ELA TOTAL - NPR | 70 | 70 | 68 |
| WORD ANALYSIS - NPR | 68 | 70 | 67 |
| LISTENING - NPR | 69 | 70 | 61 |
| EXTENDED ELA TOTAL - NPR | 66 | 67 | 63 |
| MATHEMATICS - NPR | 60 | 63 | 65 |
| COMPUTATION - NPR | 55 | 55 | 57 |
| MATH TOTAL - NPR | 59 | 61 | 64 |
| CORE COMPOSITE - NPR | 62 | 63 | 62 |
| SOCIAL STUDIES - NPR | 73 | 74 | 70 |
| SCIENCE - NPR | 61 | 63 | 48 |
| COMPLETE COMPOSITE - NPR | 64 | 66 | 61 |



The Iowa Assessments are a series of **group-administered achievement tests for grades K-12** which measures a student’s knowledge in subject areas that students have learned in school – reading, language arts, mathematics, science and social studies.

Scores on the Iowa Assessment can be compared with scores earned by a nationally representative sample of students who took the test (the norm group). The Iowa Assessment score that reflects this comparison is called a national percentile rank (NPR). If a student’s national percentile rank in Reading is 62, then the student scored as well as or higher on this subtest than 62% of his/her same-grade peers in the national norm group. The percentile ranks range from 1 to 99. The national average in all subtests is 50%.

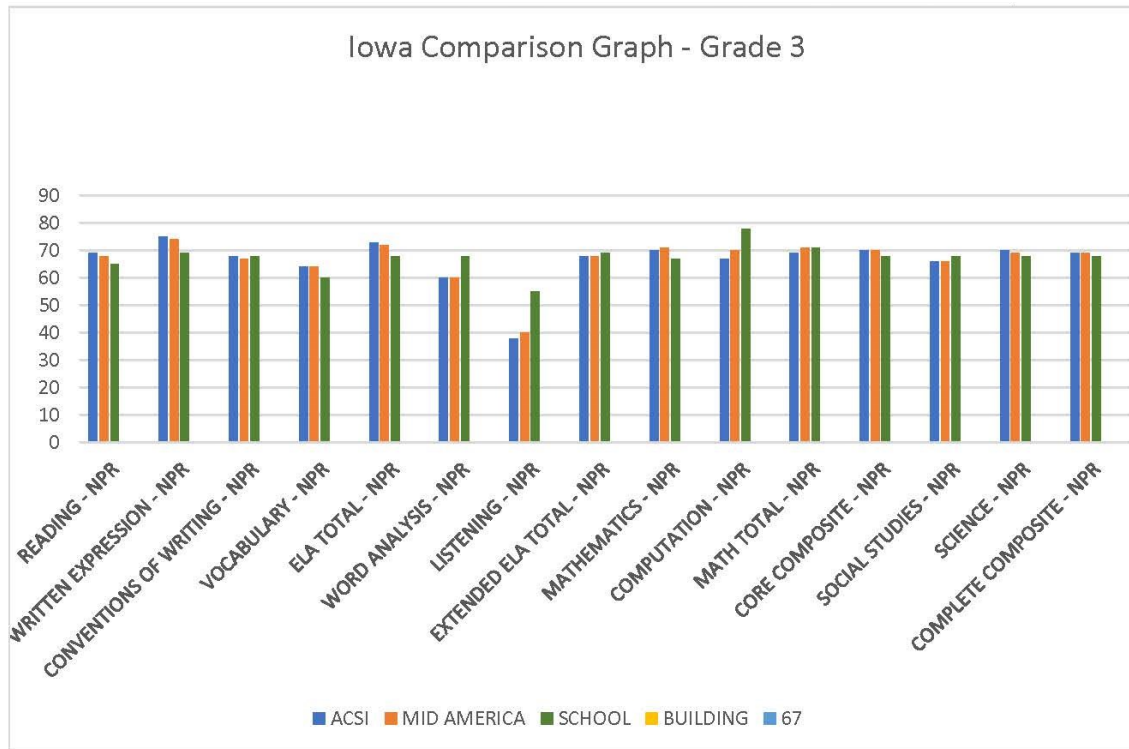
| | ACSI | MID AMERICA | SCHOOL |
|--------------------------|------|-------------|--------|
| READING - NPR | 71 | 71 | 69 |
| LANGUAGE - NPR | 66 | 66 | 76 |
| VOCABULARY - NPR | 75 | 78 | 73 |
| ELA TOTAL - NPR | 70 | 71 | 74 |
| WORD ANALYSIS - NPR | 65 | 67 | 67 |
| LISTENING - NPR | 63 | 66 | 59 |
| EXTENDED ELA TOTAL - NPR | 68 | 69 | 71 |
| MATHEMATICS - NPR | 70 | 71 | 76 |
| COMPUTATION - NPR | 82 | 81 | 92 |
| MATH TOTAL - NPR | 74 | 74 | 81 |
| CORE COMPOSITE - NPR | 70 | 71 | 76 |
| SOCIAL STUDIES - NPR | 70 | 73 | 66 |
| SCIENCE - NPR | 72 | 74 | 66 |
| COMPLETE COMPOSITE - NPR | 72 | 73 | 74 |



The Iowa Assessments are a series of **group-administered achievement tests for grades K-12** which measures a student’s knowledge in subject areas that students have learned in school – reading, language arts, mathematics, science and social studies.

Scores on the Iowa Assessment can be compared with scores earned by a nationally representative sample of students who took the test (the norm group). The Iowa Assessment score that reflects this comparison is called a national percentile rank (NPR). If a student’s national percentile rank in Reading is 62, then the student scored as well as or higher on this subtest than 62% of his/her same-grade peers in the national norm group. The percentile ranks range from 1 to 99. The national average in all subtests is 50%.

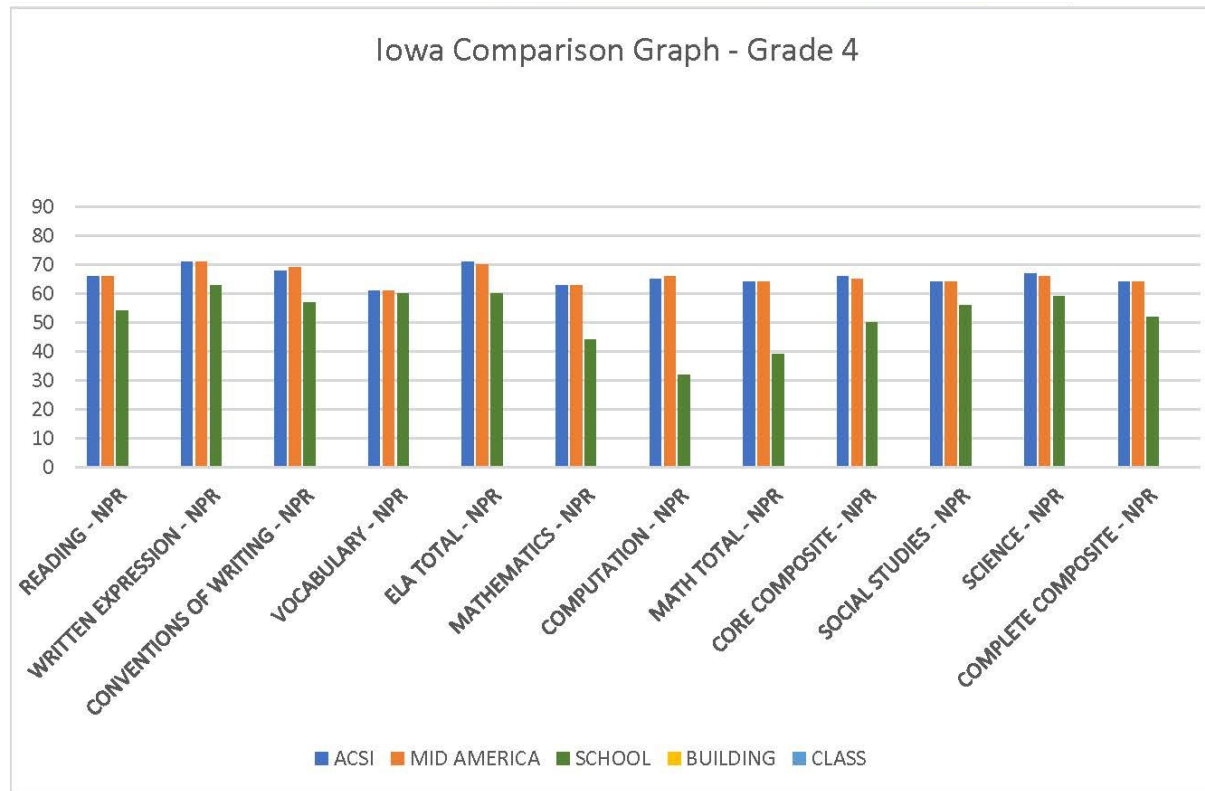
| | ACSI | MID AMERICA | SCHOOL |
|------------------------------|------|-------------|--------|
| READING - NPR | 69 | 68 | 65 |
| WRITTEN EXPRESSION - NPR | 75 | 74 | 69 |
| CONVENTIONS OF WRITING - NPR | 68 | 67 | 68 |
| VOCABULARY - NPR | 64 | 64 | 60 |
| ELA TOTAL - NPR | 73 | 72 | 68 |
| WORD ANALYSIS - NPR | 60 | 60 | 68 |
| LISTENING - NPR | 38 | 40 | 55 |
| EXTENDED ELA TOTAL - NPR | 68 | 68 | 69 |
| MATHEMATICS - NPR | 70 | 71 | 67 |
| COMPUTATION - NPR | 67 | 70 | 78 |
| MATH TOTAL - NPR | 69 | 71 | 71 |
| CORE COMPOSITE - NPR | 70 | 70 | 68 |
| SOCIAL STUDIES - NPR | 66 | 66 | 68 |
| SCIENCE - NPR | 70 | 69 | 68 |
| COMPLETE COMPOSITE - NPR | 69 | 69 | 68 |



The Iowa Assessments are a series of **group-administered achievement tests for grades K-12** which measures a student’s knowledge in subject areas that students have learned in school – reading, language arts, mathematics, science and social studies.

Scores on the Iowa Assessment can be compared with scores earned by a nationally representative sample of students who took the test (the norm group). The Iowa Assessment score that reflects this comparison is called a national percentile rank (NPR). If a student’s national percentile rank in Reading is 62, then the student scored as well as or higher on this subtest than 62% of his/her same-grade peers in the national norm group. The percentile ranks range from 1 to 99. The national average in all subtests is 50%.

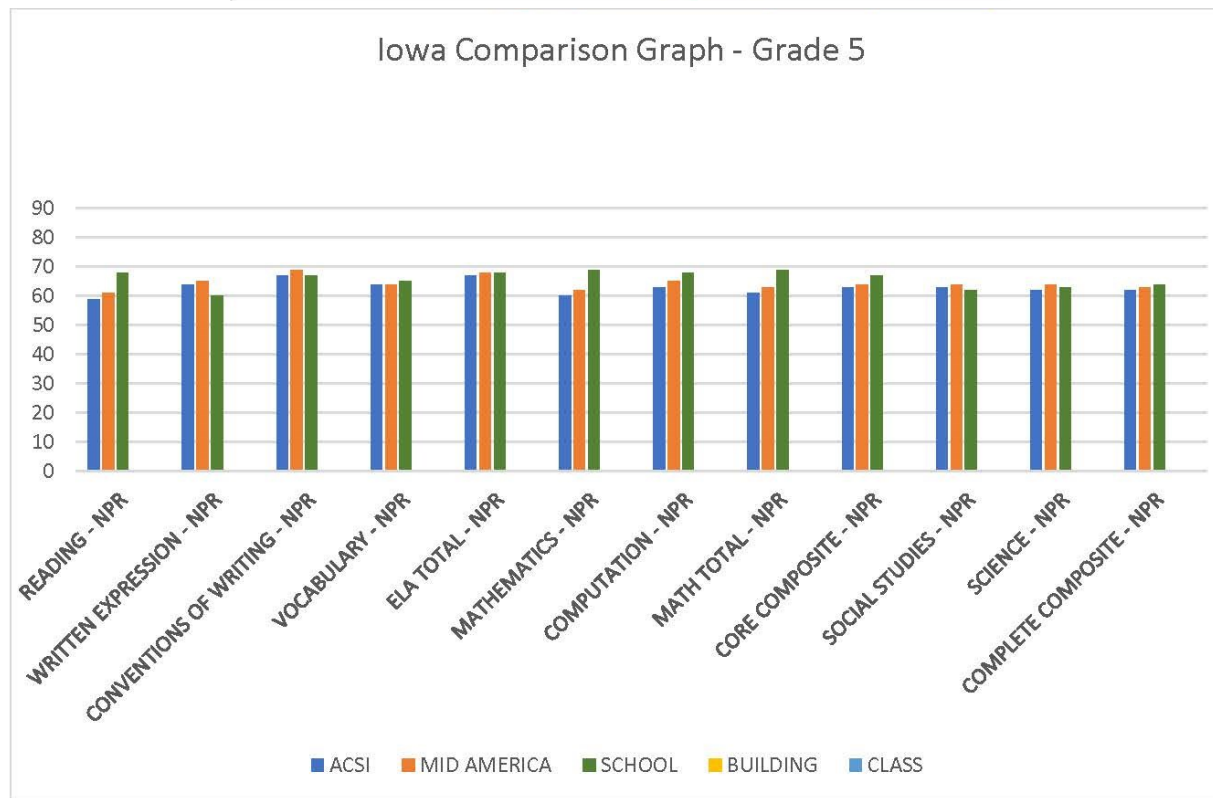
| | ACSI | MID AMERICA | SCHOOL |
|------------------------------|------|-------------|--------|
| READING - NPR | 66 | 66 | 54 |
| WRITTEN EXPRESSION - NPR | 71 | 71 | 63 |
| CONVENTIONS OF WRITING - NPR | 68 | 69 | 57 |
| VOCABULARY - NPR | 61 | 61 | 60 |
| ELA TOTAL - NPR | 71 | 70 | 60 |
| MATHEMATICS - NPR | 63 | 63 | 44 |
| COMPUTATION - NPR | 65 | 66 | 32 |
| MATH TOTAL - NPR | 64 | 64 | 39 |
| CORE COMPOSITE - NPR | 66 | 65 | 50 |
| SOCIAL STUDIES - NPR | 64 | 64 | 56 |
| SCIENCE - NPR | 67 | 66 | 59 |
| COMPLETE COMPOSITE - NPR | 64 | 64 | 52 |



The Iowa Assessments are a series of **group-administered achievement tests for grades K-12** which measures a student’s knowledge in subject areas that students have learned in school – reading, language arts, mathematics, science and social studies.

Scores on the Iowa Assessment can be compared with scores earned by a nationally representative sample of students who took the test (the norm group). The Iowa Assessment score that reflects this comparison is called a national percentile rank (NPR). If a student’s national percentile rank in Reading is 62, then the student scored as well as or higher on this subtest than 62% of his/her same-grade peers in the national norm group. The percentile ranks range from 1 to 99. The national average in all subtests is 50%.

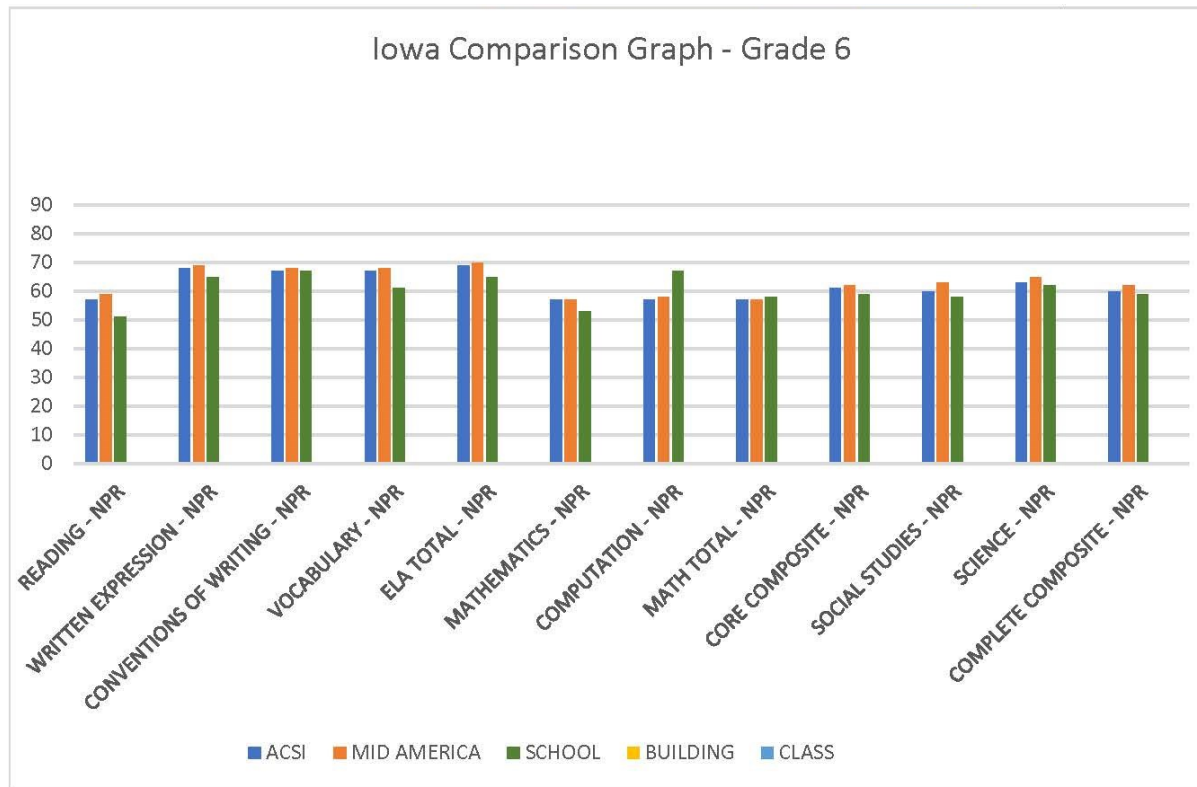
| | ACSI | MID AMERICA | SCHOOL |
|------------------------------|------|-------------|--------|
| READING - NPR | 59 | 61 | 68 |
| WRITTEN EXPRESSION - NPR | 64 | 65 | 60 |
| CONVENTIONS OF WRITING - NPR | 67 | 69 | 67 |
| VOCABULARY - NPR | 64 | 64 | 65 |
| ELA TOTAL - NPR | 67 | 68 | 68 |
| MATHEMATICS - NPR | 60 | 62 | 69 |
| COMPUTATION - NPR | 63 | 65 | 68 |
| MATH TOTAL - NPR | 61 | 63 | 69 |
| CORE COMPOSITE - NPR | 63 | 64 | 67 |
| SOCIAL STUDIES - NPR | 63 | 64 | 62 |
| SCIENCE - NPR | 62 | 64 | 63 |
| COMPLETE COMPOSITE - NPR | 62 | 63 | 64 |



The Iowa Assessments are a series of **group-administered achievement tests for grades K-12** which measures a student’s knowledge in subject areas that students have learned in school – reading, language arts, mathematics, science and social studies.

Scores on the Iowa Assessment can be compared with scores earned by a nationally representative sample of students who took the test (the norm group). The Iowa Assessment score that reflects this comparison is called a national percentile rank (NPR). If a student’s national percentile rank in Reading is 62, then the student scored as well as or higher on this subtest than 62% of his/her same-grade peers in the national norm group. The percentile ranks range from 1 to 99. The national average in all subtests is 50%.

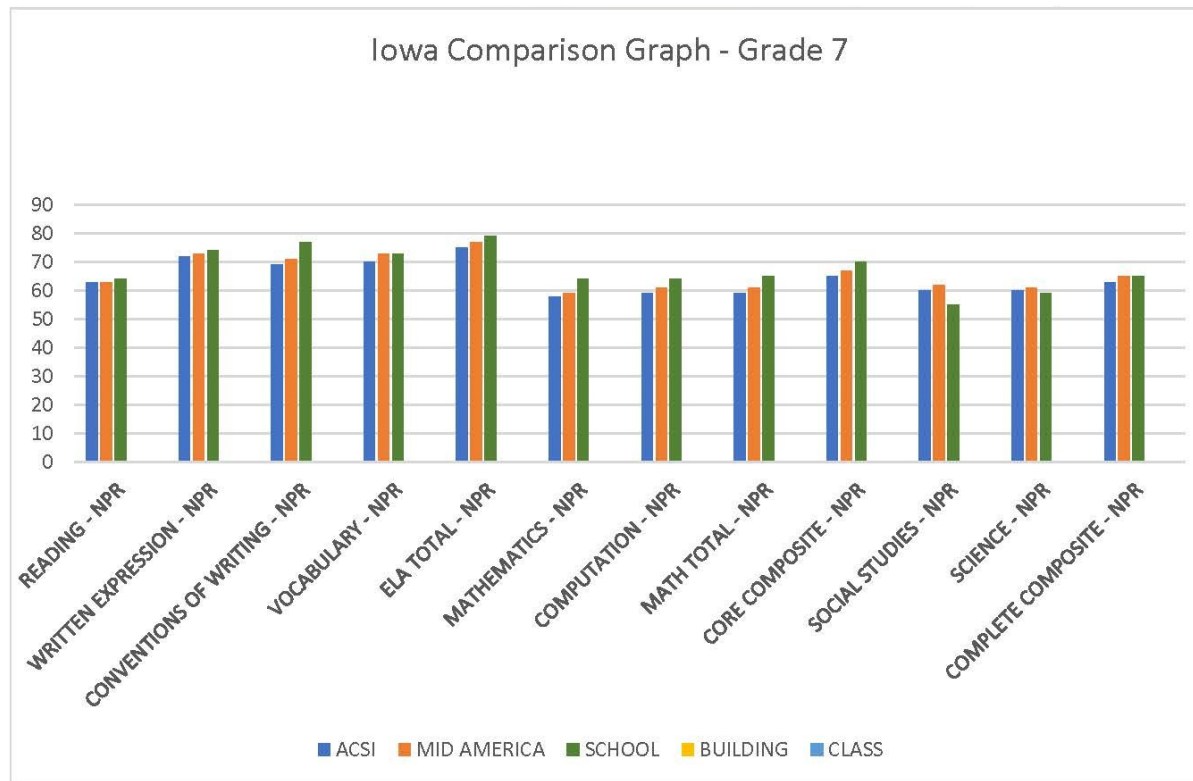
| | ACSI | MID AMERICA | SCHOOL |
|-------------------------------------|-----------|-------------|-----------|
| READING - NPR | 57 | 59 | 51 |
| WRITTEN EXPRESSION - NPR | 68 | 69 | 65 |
| CONVENTIONS OF WRITING - NPR | 67 | 68 | 67 |
| VOCABULARY - NPR | 67 | 68 | 61 |
| ELA TOTAL - NPR | 69 | 70 | 65 |
| MATHEMATICS - NPR | 57 | 57 | 53 |
| COMPUTATION - NPR | 57 | 58 | 67 |
| MATH TOTAL - NPR | 57 | 57 | 58 |
| CORE COMPOSITE - NPR | 61 | 62 | 59 |
| SOCIAL STUDIES - NPR | 60 | 63 | 58 |
| SCIENCE - NPR | 63 | 65 | 62 |
| COMPLETE COMPOSITE - NPR | 60 | 62 | 59 |



The Iowa Assessments are a series of **group-administered achievement tests for grades K-12** which measures a student’s knowledge in subject areas that students have learned in school – reading, language arts, mathematics, science and social studies.

Scores on the Iowa Assessment can be compared with scores earned by a nationally representative sample of students who took the test (the norm group). The Iowa Assessment score that reflects this comparison is called a national percentile rank (NPR). If a student’s national percentile rank in Reading is 62, then the student scored as well as or higher on this subtest than 62% of his/her same-grade peers in the national norm group. The percentile ranks range from 1 to 99. The national average in all subtests is 50%.

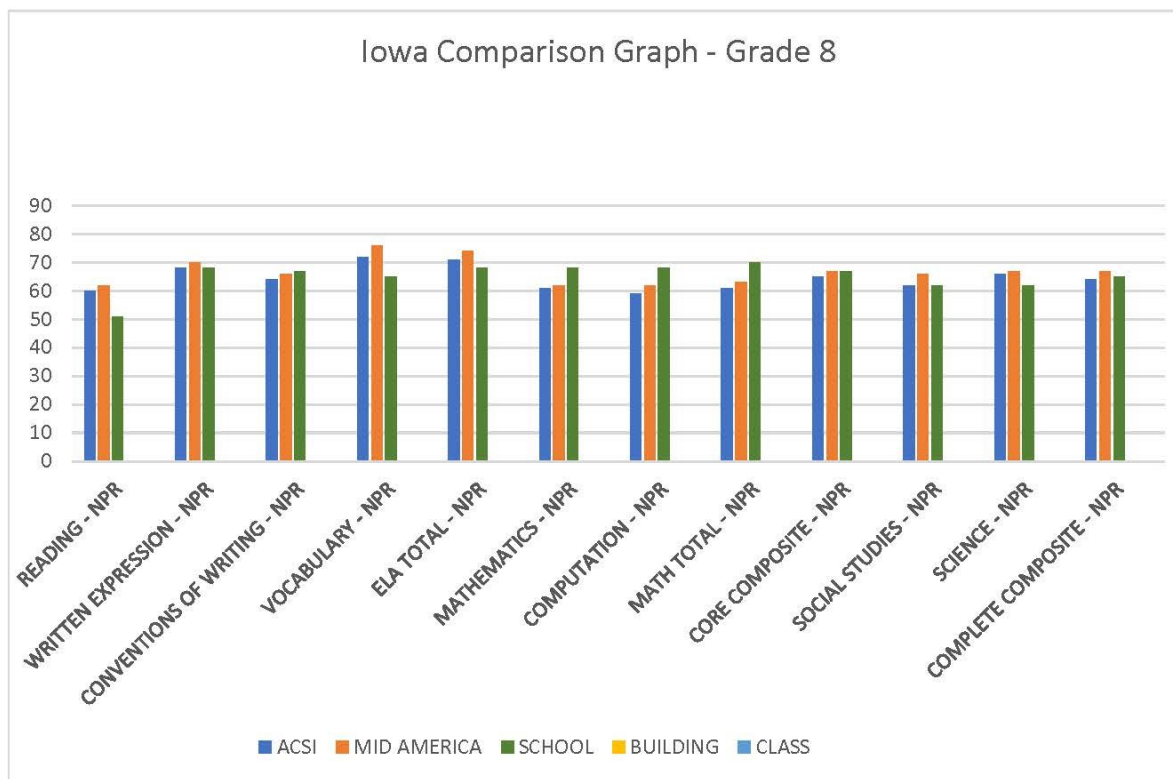
| | ACSI | MID AMERICA | SCHOOL |
|-------------------------------------|------|-------------|--------|
| READING - NPR | 63 | 63 | 64 |
| WRITTEN EXPRESSION - NPR | 72 | 73 | 74 |
| CONVENTIONS OF WRITING - NPR | 69 | 71 | 77 |
| VOCABULARY - NPR | 70 | 73 | 73 |
| ELA TOTAL - NPR | 75 | 77 | 79 |
| MATHEMATICS - NPR | 58 | 59 | 64 |
| COMPUTATION - NPR | 59 | 61 | 64 |
| MATH TOTAL - NPR | 59 | 61 | 65 |
| CORE COMPOSITE - NPR | 65 | 67 | 70 |
| SOCIAL STUDIES - NPR | 60 | 62 | 55 |
| SCIENCE - NPR | 60 | 61 | 59 |
| COMPLETE COMPOSITE - NPR | 63 | 65 | 65 |



The Iowa Assessments are a series of **group-administered achievement tests for grades K-12** which measures a student’s knowledge in subject areas that students have learned in school – reading, language arts, mathematics, science and social studies.

Scores on the Iowa Assessment can be compared with scores earned by a nationally representative sample of students who took the test (the norm group). The Iowa Assessment score that reflects this comparison is called a national percentile rank (NPR). If a student’s national percentile rank in Reading is 62, then the student scored as well as or higher on this subtest than 62% of his/her same-grade peers in the national norm group. The percentile ranks range from 1 to 99. The national average in all subtests is 50%.

| | ACSI | MID AMERICA | SCHOOL |
|-------------------------------------|-----------|-------------|--------|
| READING - NPR | 60 | 62 | 51 |
| WRITTEN EXPRESSION - NPR | 68 | 70 | 68 |
| CONVENTIONS OF WRITING - NPR | 64 | 66 | 67 |
| VOCABULARY - NPR | 72 | 76 | 65 |
| ELA TOTAL - NPR | 71 | 74 | 68 |
| MATHEMATICS - NPR | 61 | 62 | 68 |
| COMPUTATION - NPR | 59 | 62 | 68 |
| MATH TOTAL - NPR | 61 | 63 | 70 |
| CORE COMPOSITE - NPR | 65 | 67 | 67 |
| SOCIAL STUDIES - NPR | 62 | 66 | 62 |
| SCIENCE - NPR | 66 | 67 | 62 |
| COMPLETE COMPOSITE - NPR | 64 | 67 | 65 |



The Iowa Assessments are a series of **group-administered achievement tests for grades K-12** which measures a student’s knowledge in subject areas that students have learned in school – reading, language arts, mathematics, science and social studies.

Scores on the Iowa Assessment can be compared with scores earned by a nationally representative sample of students who took the test (the norm group). The Iowa Assessment score that reflects this comparison is called a national percentile rank (NPR). If a student’s national percentile rank in Reading is 62, then the student scored as well as or higher on this subtest than 62% of his/her same-grade peers in the national norm group. The percentile ranks range from 1 to 99. The national average in all subtests is 50%.