

Trinity Christian School
 901 Shorewood Drive
 Shorewood, IL 60404

Trinity Christian School



Growing His Kingdom... One student at a time

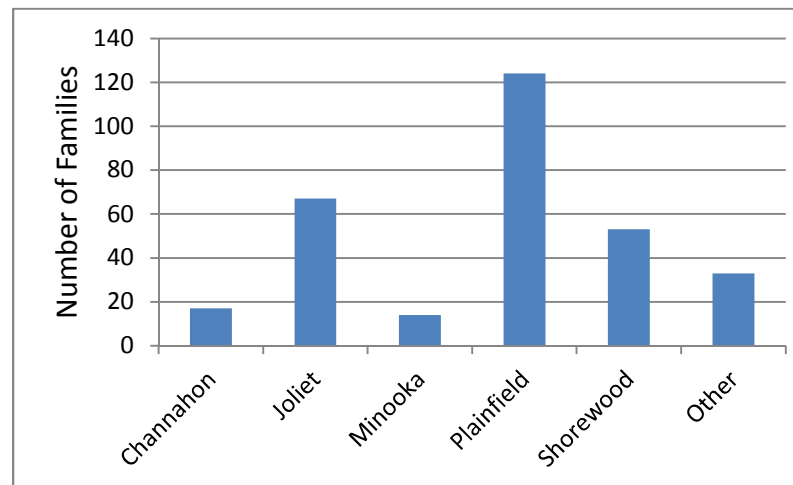
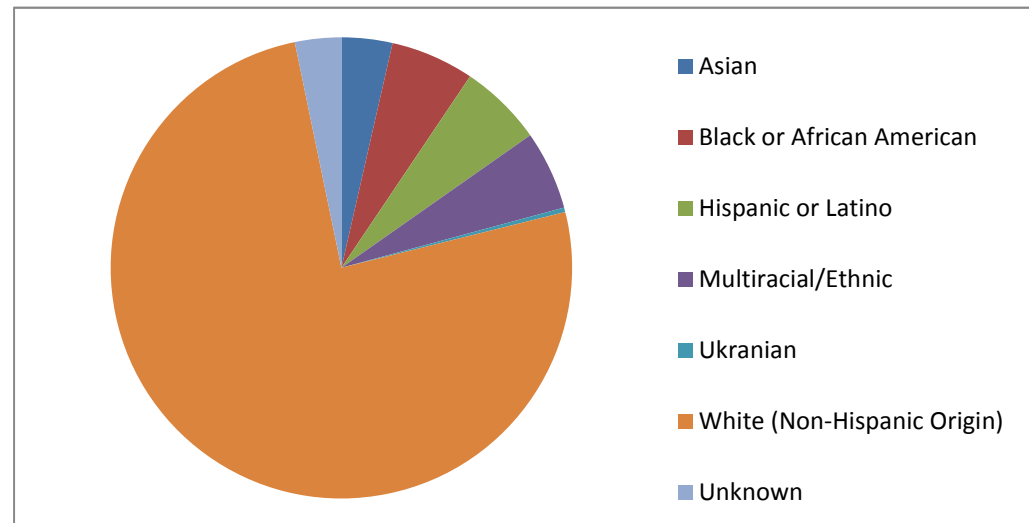
2012-2013 School Report Card
 Grades K-8

Demographics

Female	155
Male	153

Asian	11
Black or African American	18
Hispanic or Latino	18
Multiracial/Ethnic	17
Ukranian	1
White (Non-Hispanic Origin)	233
Unknown	10
Total Enrollment	308

Channahon	17
Joliet	67
Minooka	14
Plainfield	124
Shorewood	53
Other	33
Total Enrollment	308



Instructional Setting

Average Class Size

Max=24

#=How Many Classes

	K		1 st		2 nd		3 rd		4 th		5 th		6 th		7 th		8 th	
	#	Avg. Size	#	Avg. Size	#	Avg. Size	#	Avg. Size	#	Avg. Size	#	Avg. Size	#	Avg. Size	#	Avg. Size	#	Avg. Size
2012-2013	2	18.5	2	19	2	18.5	2	14.5	2	15.5	2	17.5	2	14.5	2	18.5	2	17

Academic Performance

2012-2013 Testing Scores

TERRA NOVA 3 – Standardized Testing

Overview:

TerraNova, Third Edition Complete Battery provides detailed diagnostic information. This series of assessments generates precise norm-referenced achievement scores, a full complement of criterion-referenced objective mastery scores, and performance-level information.

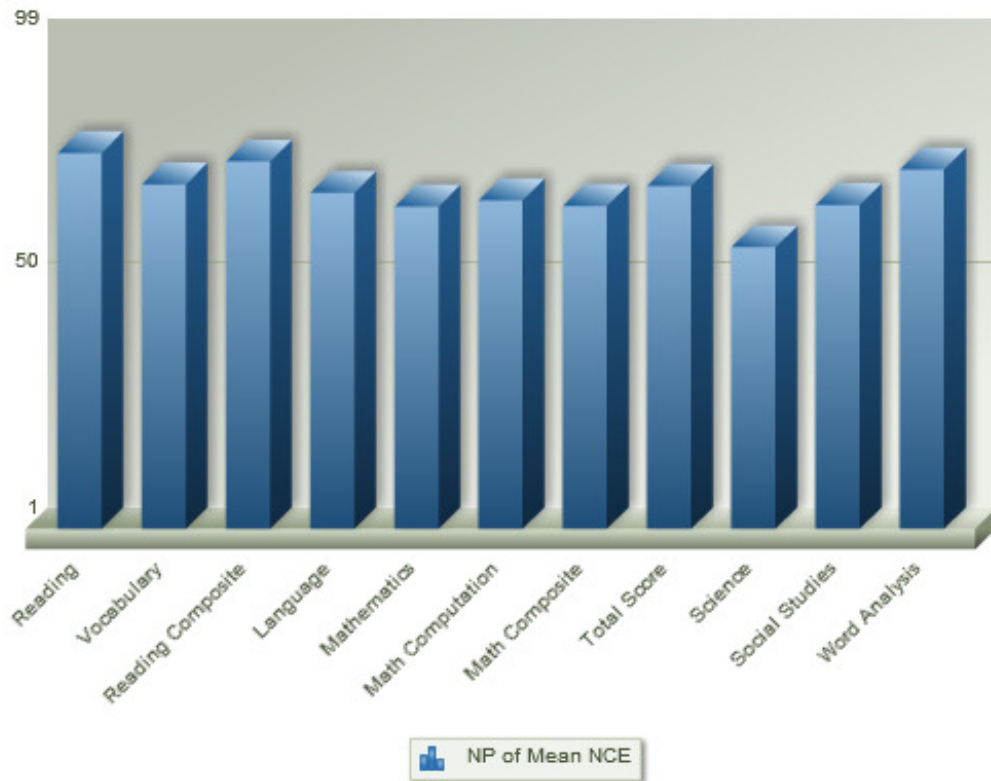
Features:

- Uses selected-response items to provide detailed comparative and diagnostic information
- Provides norm-referenced achievement scores, criterion-referenced objective mastery scores, and performance-level information

Complete Battery supports student achievement at every stage of the instruction/assessment cycle. Trinity Christian School's results are illustrated below.

NP of Mean NCE for TRINITY CHR SCH

ACSI Spring 2013, Grade: 1, Form/Level: GL/11



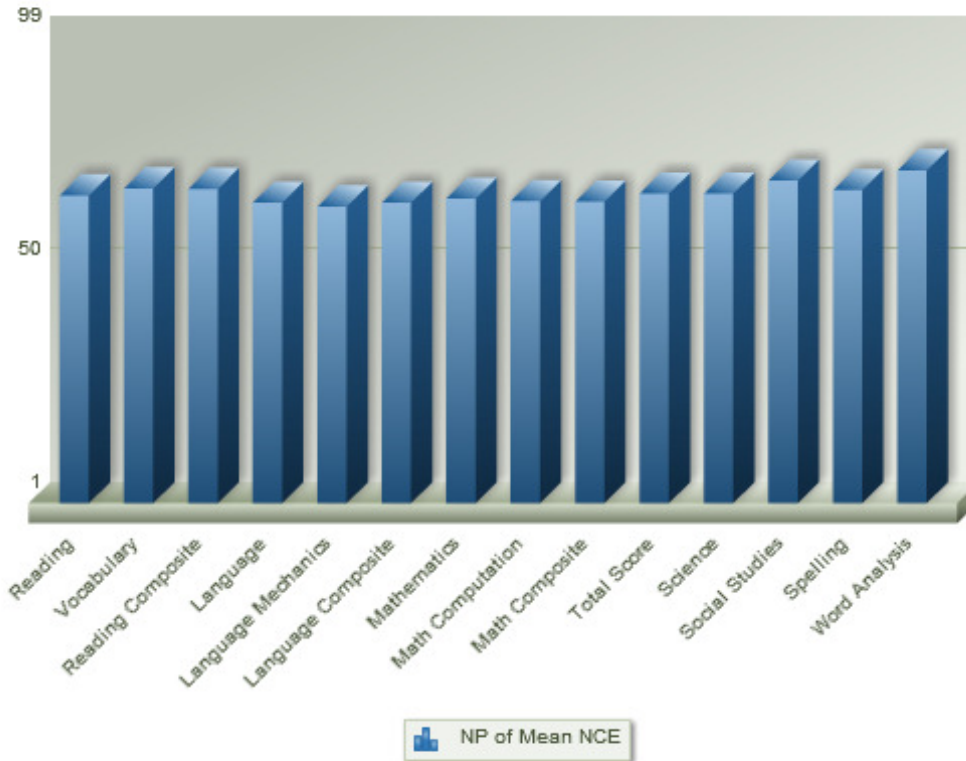
Subtest Name	# of Students	Mean SS	NP of Mean NCE
Reading	38	634.8	89
Vocabulary	38	599.4	83
Reading Composite	38	617.4	88
Language	38	623.7	81
Mathematics	38	562.7	77
Math Computation	38	518.3	79
Math Composite	38	540.7	77
Total Score	38	607.1	83
Science	38	573.5	64
Social Studies	38	608.9	78
Word Analysis	38	622.9	86

NP – National Percentile

- A number that represents the percentage of students who scored at or below a given point
- For example, if a student scored at the 90th percentile, it would mean that they scored higher than 89 percent of the students who took that test
- Percentile literally means per hundred

NP of Mean NCE for TRINITY CHR SCH

ACSI Spring 2013, Grade: 2, Form/Level: GL/12



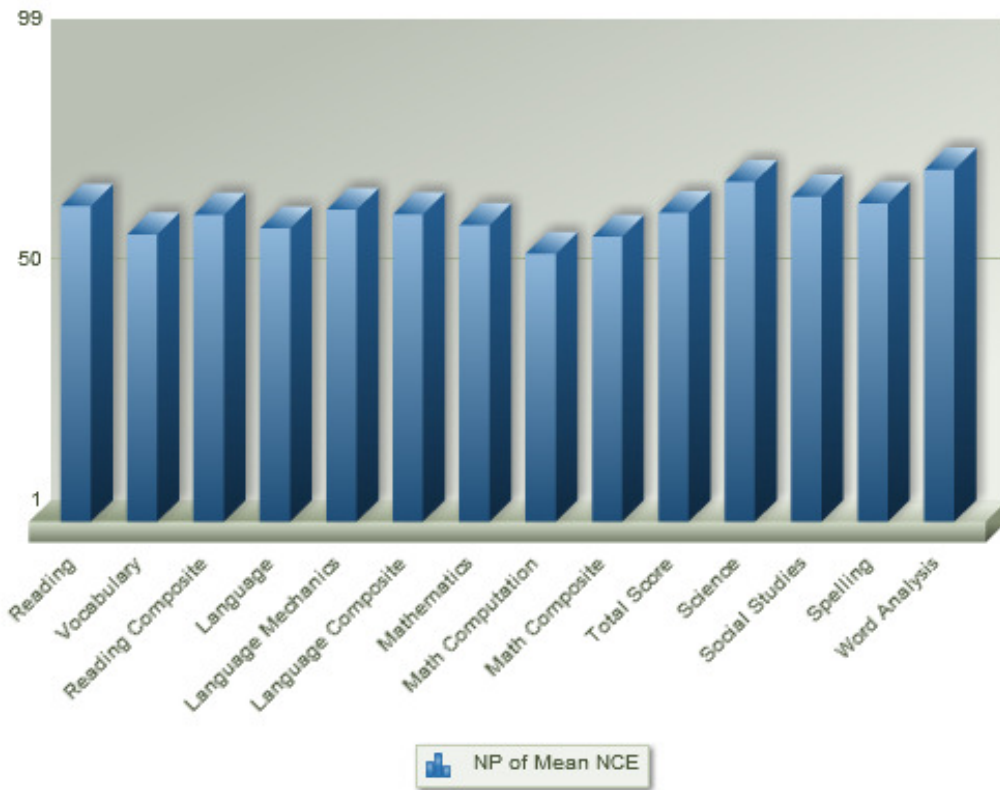
Subtest Name	# of Students	Mean SS	NP of Mean NCE
Reading	37	642.9	77
Vocabulary	37	630.4	79
Reading Composite	37	636.9	79
Language	37	638.8	75
Language Mechanics	37	626.7	74
Language Composite	37	633.0	75
Mathematics	37	603.7	76
Math Computation	37	567.3	75
Math Composite	37	585.8	75
Total Score	37	628.5	78
Science	37	629.5	78
Social Studies	37	643.4	81
Spelling	37	619.3	79
Word Analysis	37	653.9	84

NP – National Percentile

- A number that represents the percentage of students who scored at or below a given point
- For example, if a student scored at the 90th percentile, it would mean that they scored higher than 89 percent of the students who took that test
- Percentile literally means per hundred

NP of Mean NCE for TRINITY CHR SCH

ACSI Spring 2013, Grade: 3, Form/Level: G/13



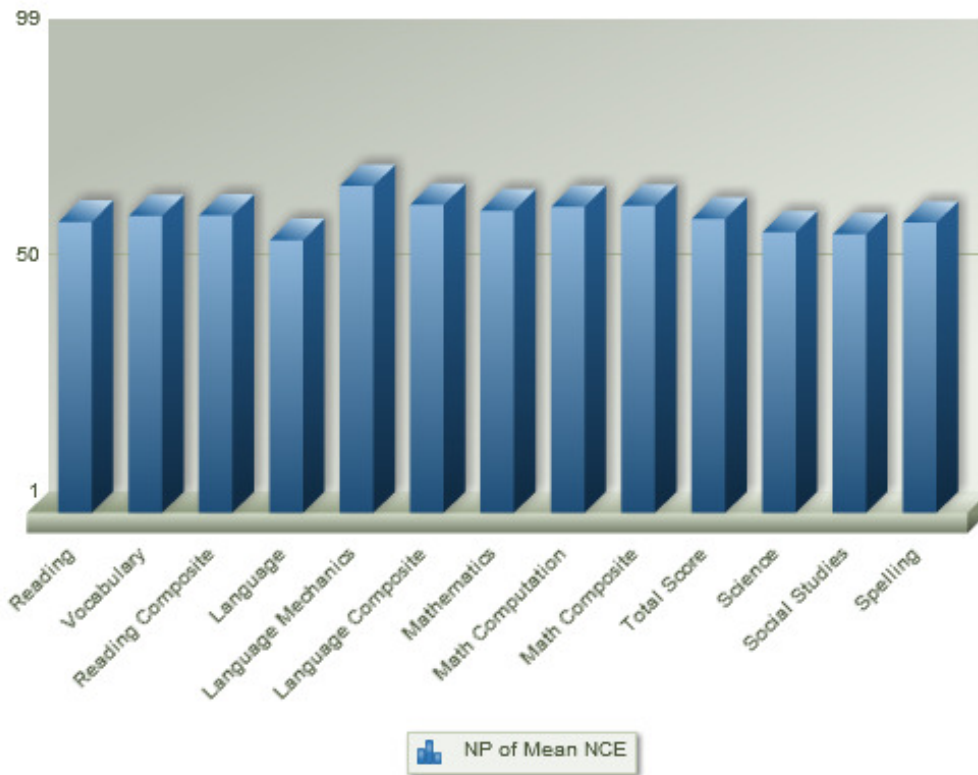
Subtest Name	# of Students	Mean SS	NP of Mean NCE
Reading	29	652.9	77
Vocabulary	29	638.4	67
Reading Composite	29	645.9	74
Language	29	644.4	69
Language Mechanics	29	645.4	75
Language Composite	29	645.1	74
Mathematics	29	634.9	71
Math Computation	29	598.1	60
Math Composite	29	616.7	67
Total Score	29	644.1	75
Science	29	661.0	83
Social Studies	29	659.0	79
Spelling	29	646.6	77
Word Analysis	29	674.8	86

NP – National Percentile

- A number that represents the percentage of students who scored at or below a given point
- For example, if a student scored at the 90th percentile, it would mean that they scored higher than 89 percent of the students who took that test
- Percentile literally means per hundred

NP of Mean NCE for TRINITY CHR SCH

ACSI Spring 2013, Grade: 4, Form/Level: G/14



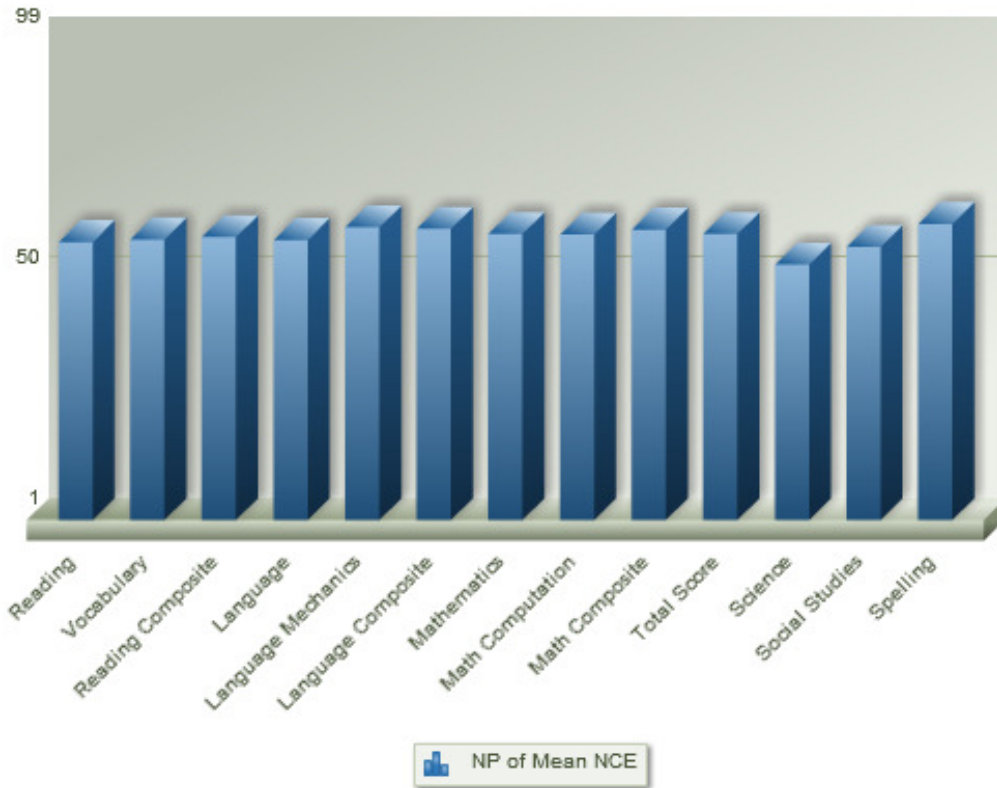
Subtest Name	# of Students	Mean SS	NP of Mean NCE
Reading	31	659.0	71
Vocabulary	31	659.0	72
Reading Composite	31	659.2	73
Language	31	650.7	64
Language Mechanics	31	667.9	81
Language Composite	31	659.6	76
Mathematics	31	659.3	74
Math Computation	31	645.2	75
Math Composite	31	652.5	76
Total Score	31	656.4	72
Science	31	655.4	67
Social Studies	31	656.6	66
Spelling	31	652.1	70

NP – National Percentile

- A number that represents the percentage of students who scored at or below a given point
- For example, if a student scored at the 90th percentile, it would mean that they scored higher than 89 percent of the students who took that test
- Percentile literally means per hundred

NP of Mean NCE for TRINITY CHR SCH

ACSI Spring 2013, Grade: 5, Form/Level: G/15



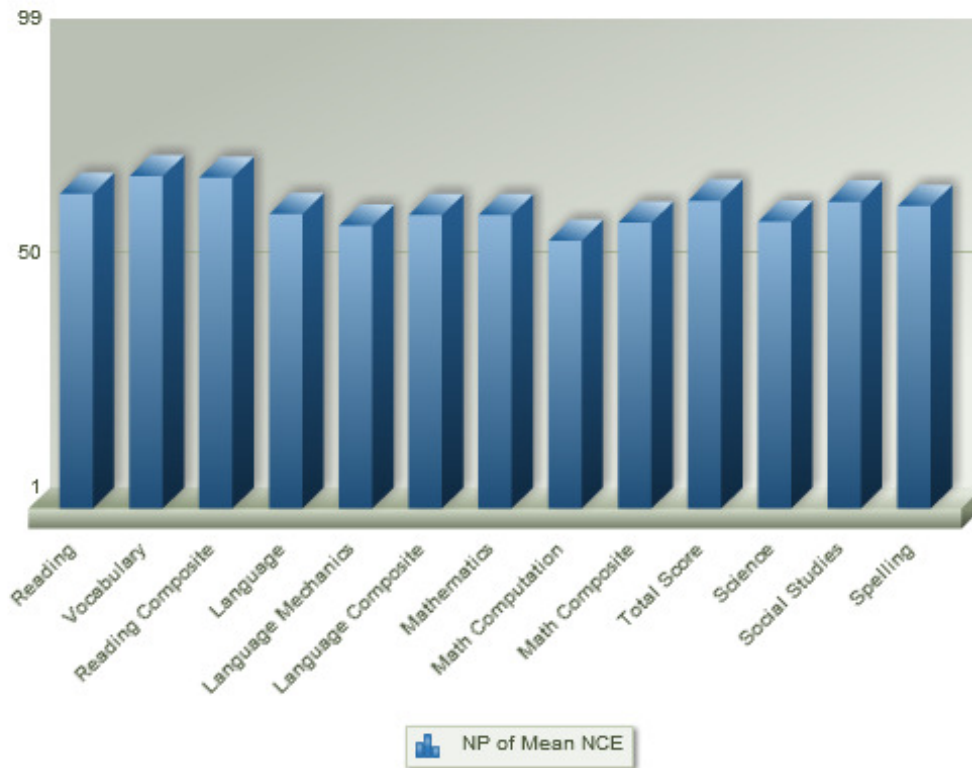
Subtest Name	# of Students	Mean SS	NP of Mean NCE
Reading	35	668.3	64
Vocabulary	35	666.7	65
Reading Composite	35	667.8	66
Language	35	665.5	65
Language Mechanics	35	666.0	69
Language Composite	35	665.9	69
Mathematics	35	666.8	67
Math Computation	35	658.5	67
Math Composite	35	662.9	68
Total Score	35	666.8	67
Science	35	661.5	56
Social Studies	35	664.5	62
Spelling	35	667.4	70

NP – National Percentile

- A number that represents the percentage of students who scored at or below a given point
- For example, if a student scored at the 90th percentile, it would mean that they scored higher than 89 percent of the students who took that test
- Percentile literally means per hundred

NP of Mean NCE for TRINITY CHR SCH

ACSI Spring 2013, Grade: 6, Form/Level: G/16



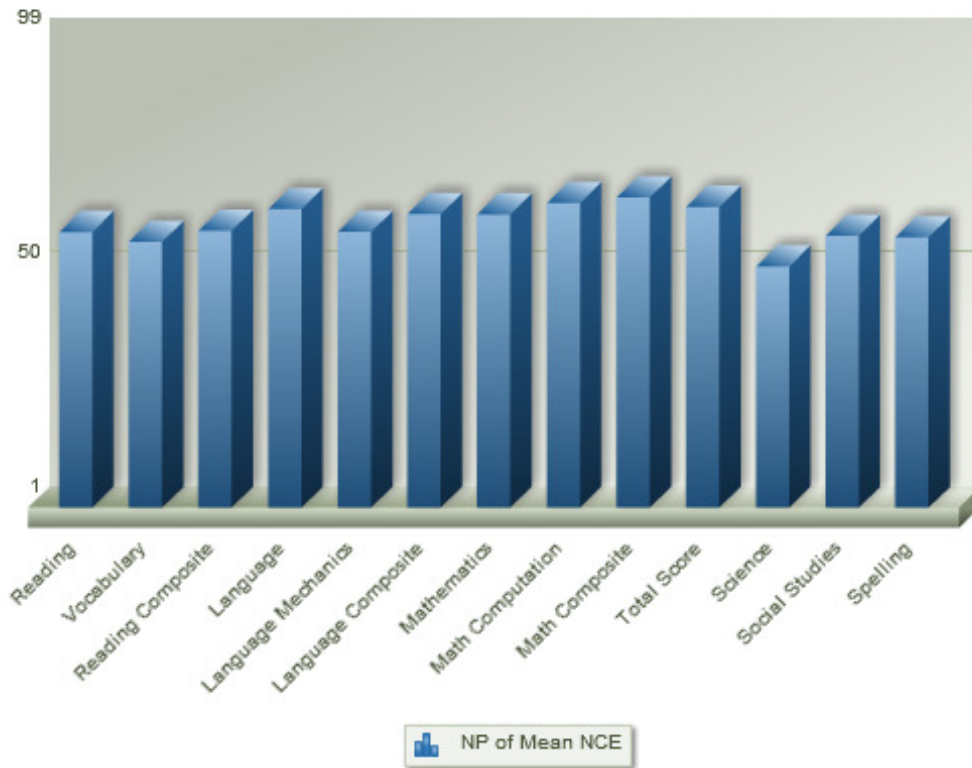
Subtest Name	# of Students	Mean SS	NP of Mean NCE
Reading	29	690.7	79
Vocabulary	29	699.1	83
Reading Composite	29	695.1	83
Language	29	680.0	72
Language Mechanics	29	672.7	69
Language Composite	29	676.6	72
Mathematics	29	691.6	72
Math Computation	29	673.4	63
Math Composite	29	682.8	69
Total Score	29	687.4	77
Science	29	684.3	70
Social Studies	29	688.3	76
Spelling	29	687.2	75

NP – National Percentile

- A number that represents the percentage of students who scored at or below a given point
- For example, if a student scored at the 90th percentile, it would mean that they scored higher than 89 percent of the students who took that test
- Percentile literally means per hundred

NP of Mean NCE for TRINITY CHR SCH

ACSI Spring 2013, Grade: 7, Form/Level: G/17



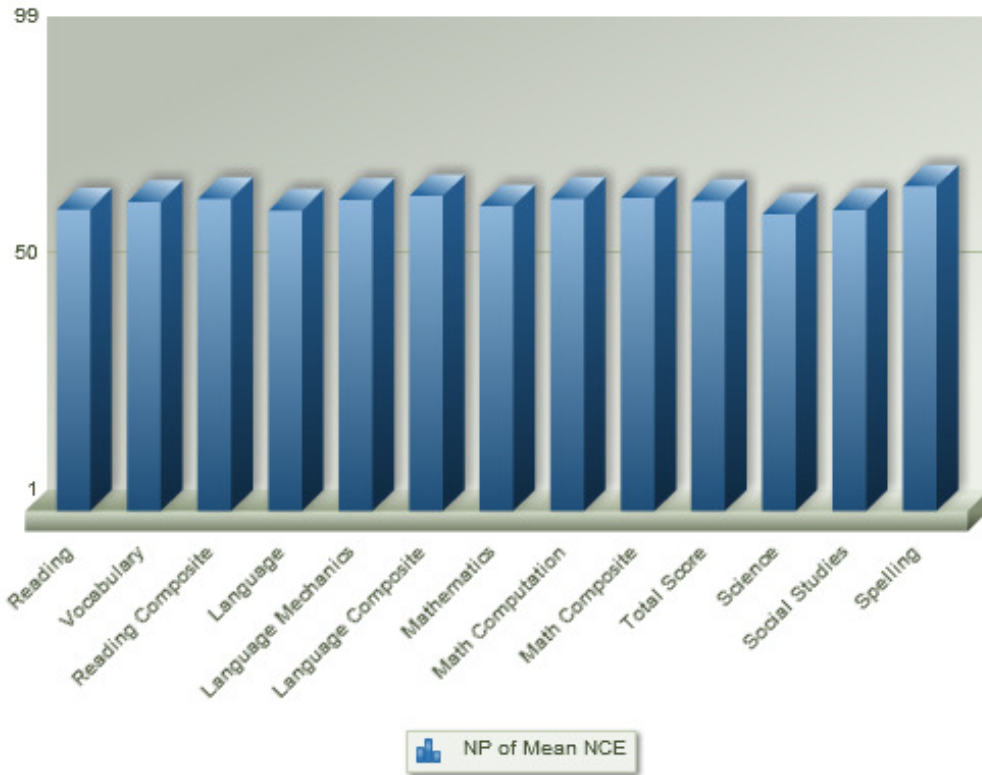
Subtest Name	# of Students	Mean SS	NP of Mean NCE
Reading	37	693.9	75
Vocabulary	37	690.1	72
Reading Composite	37	692.2	76
Language	37	703.2	82
Language Mechanics	37	693.2	76
Language Composite	37	698.5	81
Mathematics	37	714.1	81
Math Computation	37	716.4	84
Math Composite	37	715.4	86
Total Score	37	703.8	83
Science	37	686.8	62
Social Studies	37	696.3	74
Spelling	37	695.0	74

NP – National Percentile

- A number that represents the percentage of students who scored at or below a given point
- For example, if a student scored at the 90th percentile, it would mean that they scored higher than 89 percent of the students who took that test
- Percentile literally means per hundred

NP of Mean NCE for TRINITY CHR SCH

ACSI Spring 2013, Grade: 8, Form/Level: G/18



Subtest Name	# of Students	Mean SS	NP of Mean NCE
Reading	34	703.2	74
Vocabulary	34	703.4	76
Reading Composite	34	703.6	77
Language	34	694.9	73
Language Mechanics	34	699.9	77
Language Composite	34	697.6	78
Mathematics	34	716.9	75
Math Computation	34	721.3	77
Math Composite	34	719.4	77
Total Score	34	705.0	76
Science	34	709.4	72
Social Studies	34	699.4	74
Spelling	34	717.7	81

NP – National Percentile

- A number that represents the percentage of students who scored at or below a given point
- For example, if a student scored at the 90th percentile, it would mean that they scored higher than 89 percent of the students who took that test
- Percentile literally means per hundred